



COMMISSION ON AUDIT  
Bureau of Soils and Water Management

Received by : keus  
Date : 4/23/24

**DEPARTMENT OF AGRICULTURE**  
**BUREAU OF SOILS AND WATER MANAGEMENT**

**FINANCIAL ACCOUNTABILITY REPORT**  
**1st QUARTER FY 2024**

ASSISTANT DIRECTOR'S OFFICE

**RECEIVED**

APR 18 2024

By: \_\_\_\_\_ Time: \_\_\_\_\_

ASSISTANT DIRECTOR'S OFFICE

**RECEIVED**

APR 23 2024

By: \_\_\_\_\_ Time: \_\_\_\_\_

DEPARTMENT OF AGRICULTURE  
Budget Division

**RECEIVED**

APR 23 2024

*[Signature]*

DIRECTOR'S OFFICE

**RECEIVED**

APR 23 2024

By: *[Signature]* Time: \_\_\_\_\_

**LIST OF ALLOTMENTS AND SUB-ALLOTMENTS**  
As at the Quarter Ending March 31, 2024

Department: Department of Agriculture (DA)  
 Agency : Office of the Secretary  
 Operating Unit: Bureau of Soils and Water Management  
 Organizational Code (UACS): 05 001 0200006  
 Fund Cluster: 01 - Regular Agency Fund

	Current Year Appropriations
	Supplemental Appropriations
✓	Continuing Appropriations


No.	Allotment / Sub-Allotments		Funding Source		Allotment					Total Allotments / Net of Sub-Allotments				
	Reference Number	Date	Description	UACS Code	PS	MOOE	FINEX	CO	TOTAL	PS	MOOE	FINEX	CO	TOTAL
1	2	3	4	5	6	7	8	9	10 = (6+7+8+9)	16	17	18	19	20 = (16+17+18+19)
<b>A. Allotments Received From DBM</b>														
1	RA 11936 FY 2023 GAA	01-03-2023	Specific Budgets of NGAs	01102101		127,051,889.47		714,404,589.50	841,456,478.97	0.00	127,051,889.47	0.00	714,404,589.50	841,456,478.97
2									0.00	0.00	0.00	0.00	0.00	0.00
3									0.00	0.00	0.00	0.00	0.00	0.00
4									0.00	0.00	0.00	0.00	0.00	0.00
5									0.00	0.00	0.00	0.00	0.00	0.00
	<b>Subtotal Allotment</b>				0.00	127,051,889.47	0.00	714,404,589.50	841,456,478.97	0.00	127,051,889.47	0.00	714,404,589.50	841,456,478.97
<b>B. Sub-Allotment Received From Central Office</b>														
1									0.00	0.00	0.00	0.00	0.00	0.00
2									0.00	0.00	0.00	0.00	0.00	0.00
3									0.00	0.00	0.00	0.00	0.00	0.00
	<b>Subtotal Allotment</b>				0.00	0.00	0.00	0.00	0.00	0.00	0.00	0.00	0.00	0.00
<b>TOTAL ALLOTMENT</b>					0.00	127,051,889.47	0.00	714,404,589.50	841,456,478.97	0.00	127,051,889.47	0.00	714,404,589.50	841,456,478.97

<b>Summary by Funding Source:</b>														
			Specific Budgets of NGAs	01102101	0.00	127,051,889.47	0.00	714,404,589.50	841,456,478.97	0.00	127,051,889.47	0.00	714,404,589.50	841,456,478.97

CERTIFIED CORRECT:

  
 SARAH B. SUMINTRADO  
 Head, Budget Section

APPROVED BY:

  
 GINA F. NILO, Ph.D.  
 Director

**SUMMARY OF STATEMENT OF OBLIGATIONS, DISBURSEMENT, LIQUIDATIONS AND BALANCES for INTER-AGENCY FUND TRANSFERS  
As at the Quarter Ending March 31, 2024**

FAR 1C

Department: Department of Agriculture  
 Agency/Entity: Office of the Secretary  
 Operating Unit: BSWM  
 Organization Code: 05 001 01 00000  
 Fund Cluster: 01

Continuing Year Appropriation

Implementing Agencies and Projects	Obligations						Disbursement					Liquidated					Unpaid Obligations	Unliquidated	
	Obligation Request and Status		1st Quarter	2nd Quarter	3rd Quarter	4th Quarter	Total	1st Quarter	2nd Quarter	3rd Quarter	4th Quarter	Total	1st Quarter	2nd Quarter	3rd Quarter	4th Quarter			Total
	Number	Date																	
<b>INTER-AGENCY FUND TRANSERS</b>			0.00	0.00	0.00	0.00	0.00	0.00	0.00	0.00	0.00	0.00	0.00	0.00	0.00	0.00	0.00	0.00	0.00
			0.00	0.00	0.00	0.00	0.00	0.00	0.00	0.00	0.00	0.00	0.00	0.00	0.00	0.00	0.00	0.00	0.00
PS			0.00	0.00	0.00	0.00	0.00	0.00	0.00	0.00	0.00	0.00	0.00	0.00	0.00	0.00	0.00	0.00	0.00
MOOE																		0.00	0.00
FINEX																		0.00	0.00
CO																		0.00	0.00
<b>Grand Total</b>			0.00	0.00	0.00	0.00	0.00	0.00	0.00	0.00	0.00	0.00	0.00	0.00	0.00	0.00	0.00	0.00	0.00
PS			0.00	0.00	0.00	0.00	0.00	0.00	0.00	0.00	0.00	0.00	0.00	0.00	0.00	0.00	0.00	0.00	0.00
MOOE			0.00	0.00	0.00	0.00	0.00	0.00	0.00	0.00	0.00	0.00	0.00	0.00	0.00	0.00	0.00	0.00	0.00
FINEX			0.00	0.00	0.00	0.00	0.00	0.00	0.00	0.00	0.00	0.00	0.00	0.00	0.00	0.00	0.00	0.00	0.00
CO			0.00	0.00	0.00	0.00	0.00	0.00	0.00	0.00	0.00	0.00	0.00	0.00	0.00	0.00	0.00	0.00	0.00

Certified Correct:

  
**SARAH B. SUMINTRADO**  
 Budget Officer

Certified Correct:

  
**RODRIGO L. ABLAZA**  
 Chief Accountant

Recommending Approval

  
**GINA P. NILO, Ph.D.**  
 Director

**SUMMARY OF STATEMENT OF OBLIGATIONS, DISBURSEMENT, LIQUIDATIONS AND BALANCES for INTER-AGENCY FUND TRANSFERS  
As at the Quarter Ending March 31, 2024**

FAR 1C

Department: Department of Agriculture  
Agency/Entity: Office of the Secretary  
Operating Unit: BSWM  
Organization Code: 05 001 01 00000  
Fund Cluster: 02

Continuing Year Appropriation

Implementing Agencies and Projects	Obligations						Disbursement					Liquidated					Unpaid Obligations	Unliquidated	
	Obligation Request and Status		1st Quarter	2nd Quarter	3rd Quarter	4th Quarter	Total	1st Quarter	2nd Quarter	3rd Quarter	4th Quarter	Total	1st Quarter	2nd Quarter	3rd Quarter	4th Quarter			Total
	Number	Date																	
<b>INTER-AGENCY FUND TRANSERS</b>			0.00	0.00	0.00	0.00	0.00	0.00	0.00	0.00	0.00	0.00	0.00	0.00	0.00	0.00	0.00	0.00	0.00
			0.00	0.00	0.00	0.00	0.00	0.00	0.00	0.00	0.00	0.00	0.00	0.00	0.00	0.00	0.00	0.00	0.00
			0.00	0.00	0.00	0.00	0.00	0.00	0.00	0.00	0.00	0.00	0.00	0.00	0.00	0.00	0.00	0.00	0.00
PS						0.00					0.00							0.00	0.00
MOOE						0.00					0.00							0.00	0.00
FINEX						0.00					0.00							0.00	0.00
CO						0.00					0.00							0.00	0.00
<b>Grand Total</b>			0.00	0.00	0.00	0.00	0.00	0.00	0.00	0.00	0.00	0.00	0.00	0.00	0.00	0.00	0.00	0.00	0.00
PS			0.00	0.00	0.00	0.00	0.00	0.00	0.00	0.00	0.00	0.00	0.00	0.00	0.00	0.00	0.00	0.00	0.00
MOOE			0.00	0.00	0.00	0.00	0.00	0.00	0.00	0.00	0.00	0.00	0.00	0.00	0.00	0.00	0.00	0.00	0.00
FINEX			0.00	0.00	0.00	0.00	0.00	0.00	0.00	0.00	0.00	0.00	0.00	0.00	0.00	0.00	0.00	0.00	0.00
CO			0.00	0.00	0.00	0.00	0.00	0.00	0.00	0.00	0.00	0.00	0.00	0.00	0.00	0.00	0.00	0.00	0.00

Certified Correct:

Certified Correct:

Recommending Approval

  
**SARAH B. SUMINISTRADO**  
 Budget Officer

  
**RODRIGO I. ABLAZA**  
 Chief Accountant

  
**GINA P. NILO, Ph.D.**  
 Director



STATUS OF FUNDS  
 BUREAU OF SOILS AND WATER MANAGEMENT  
 STATEMENT OF ALLOTMENTS, OBLIGATIONS AND BALANCES AS OF MARCH 31, 2024  
 2023 CONTINUING FUND

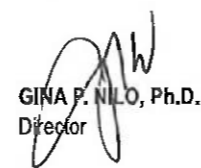
PARTICULARS	ALLOTMENTS				OBLIGATIONS				BALANCES				
	PS	MOOE	CO	TOTAL	PS	MOOE	CO	TOTAL	PS	MOOE	CO	TOTAL	
<b>AGENCY SPECIFIC BUDGET</b>													
<b>GENERAL ADMINISTRATION AND SUPPORT</b>													
100000100001000 (General management and supervision)		978,849.48	6,099,988.93	7,078,838.41							978,849.48	6,099,988.93	7,078,838.41
<b>TOTAL, GAS</b>	-	978,849.48	6,099,988.93	7,078,838.41	-	-	-	-	-	-	978,849.48	6,099,988.93	7,078,838.41
<b>SUPPORT TO OPERATIONS</b>													
200000100001000 (Planning and policy formulation for soil and water resources conservation, management and development)		1,571,336.84		1,571,336.84							1,571,336.84	-	1,571,336.84
200000100003000 (Information and Communication Technology (ICT) management support)		942,352.70	930,970.00	1,873,322.70							942,352.70	930,970.00	1,873,322.70
200000100009000 (Field program management activities)		949,199.12		949,199.12							949,199.12	-	949,199.12
<b>TOTAL, STO</b>	-	3,462,888.66	930,970.00	4,393,858.66	-	-	-	-	-	-	3,462,888.66	930,970.00	4,393,858.66
<b>OPERATIONS</b>													
<b>TECHNICAL AND SUPPORT SERVICES</b>													
<b>Extension Support, Education and Training Services (ESETS)</b>													
310103100001000 (ESETS Rice)		10,856,988.36		10,856,988.36							10,856,988.36	-	10,856,988.36
310103100003000 (ESETS Com)		48,600.00		48,600.00							48,600.00	-	48,600.00
310103100005000 (ESETS OAP)		2,797,680.00		2,797,680.00							2,797,680.00	-	2,797,680.00
<b>TOTAL, ESETS</b>	-	13,703,268.36	-	13,703,268.36	-	-	-	-	-	-	13,703,268.36	-	13,703,268.36
<b>Research and Development (R&amp;D) Services</b>													
310104100001000 (R&D Rice)		488,955.84		488,955.84							488,955.84	-	488,955.84
310104100003000 (R&D Corn)		764,467.33		764,467.33		113,914.50		113,914.50			650,552.83	-	650,552.83
310104100005000 (R&D OAP)		478,971.14		478,971.14							478,971.14	-	478,971.14
310104100006000 (R&D Other)		4,000,821.99	5,000,000.00	9,000,821.99							4,000,821.99	5,000,000.00	9,000,821.99
<b>TOTAL, R&amp;D</b>	-	5,733,216.30	5,000,000.00	10,733,216.30	-	113,914.50	-	113,914.50	-	-	5,619,301.80	5,000,000.00	10,619,301.80
<b>AGRICULTURAL EQUIPMENT AND FACILITIES SUPPORT SERVICES</b>													
<b>Provision of Agricultural Equipment and Facilities (PAEF)</b>													
310201100001000 (PAEF RICE)		74,588,615.68	614,060,578.26	688,649,193.94		7,940,836.57		7,940,836.57			66,647,779.11	614,060,578.26	680,708,357.37
310201100003000 (PAEF CORN)		2,172,407.20	15,249,361.68	17,421,768.88							2,172,407.20	15,249,361.68	17,421,768.88
310201100004000 (PAEF HVCDP)		1,067,500.00	13,375,592.42	14,443,092.42							1,067,500.00	13,375,592.42	14,443,092.42
310201100005000 (PAEF OAP)		6,314,987.33	16,401,307.64	22,716,294.97		471,598.00		471,598.00			5,843,389.33	16,401,307.64	22,244,696.97
<b>TOTAL, PAEF</b>	-	84,143,510.21	659,086,840.00	743,230,350.21	-	8,412,434.57	-	8,412,434.57	-	-	75,731,075.64	659,086,840.00	734,817,915.64
<b>Irrigation Network Service (INS)</b>													
310202100004000 (INS Various)		1,908,470.27		1,908,470.27							1,908,470.27	-	1,908,470.27
<b>TOTAL, INS</b>	-	1,908,470.27	-	1,908,470.27	-	-	-	-	-	-	1,908,470.27	-	1,908,470.27
<b>LOCALLY FUNDED AND FOREIGN ASSISTED PROGRAMS</b>													
<b>Locally Funded Projects</b>													
310500200032000 (National Soil Health Program)		17,121,686.19	43,286,790.57	60,408,476.76							17,121,686.19	43,286,790.57	60,408,476.76
<b>TOTAL, LFP</b>	-	17,121,686.19	43,286,790.57	60,408,476.76	-	-	-	-	-	-	17,121,686.19	43,286,790.57	60,408,476.76
<b>TOTAL CONTINUING APPROPRIATION</b>	-	127,051,889.47	714,404,589.50	841,456,478.97	-	8,526,349.07	-	8,526,349.07	-	-	119,525,540.40	714,404,589.50	832,930,129.90

CERTIFIED CORRECT:

  
 SARAH E. SUMINISTRADO  
 Budget Officer

  
 RODRIGO I. ABLAZA  
 Chief Accountant

APPROVED BY:

  
 GINA P. NILO, Ph.D.  
 Director



STATEMENT OF APPROPRIATIONS, ALLOTMENTS, OBLIGATIONS, DISBURSEMENTS AND BALANCES  
As at the Quarter Ending March 31, 2024

Department : Department of Agriculture (DA)  
Agency/Entity : Office of the Secretary  
Operating Unit : Bureau of Soils and Water Management  
Organization Code (UACS) : 05 001 020006  
Fund Cluster : 01 - Regular Agency Fund

- Current Year Appropriations
- Supplemental Appropriations
- Continuing Appropriations

Particulars	UACS CODE	Appropriation			Allotments					Current Year Obligations					Current Year Disbursements					Balances			
		Authorized Appropriation	Adjustments (Transfer To)/From, Modifications/Augmentations	Adjusted Appropriations	Allotments Received	Adjustments (Reductions, Modifications/Augmentations)	Transfer To	Transfer From	Adjusted Total Allotments	1st Quarter Ending Mar. 31	2nd Quarter Ending June 30	3rd Quarter Ending Sept. 30	4th Quarter Ending Dec. 31	Total	1st Quarter Ending Mar. 31	2nd Quarter Ending June 30	3rd Quarter Ending Sept. 30	4th Quarter Ending Dec. 31	Total	Unreleased Appropriations	Unobligated Allotment	Unpaid Obligations (15-20) = (23+24)	
																						Due & Demandable	Not Yet Due & Demandable
1	2	3	4	5=4-1	6	7	8	9	10=9+8+9	11	12	13	14	15=11+12+13+14	16	17	18	19	20=16+17+18+19	21=(5-10)	22=(10-15)	23	24
<b>I. Agency Specific Budget</b>		0.00	841,456,478.97	841,456,478.97	841,456,478.97	0.00	0.00	0.00	841,456,478.97	8,526,349.07	0.00	0.00	0.00	8,526,349.07	2,742,779.45	0.00	0.00	0.00	2,742,779.45	0.00	832,930,129.90	0.00	5,783,569.62
Specific Budgets of National Government Agencies	1102101	0.00	841,456,478.97	841,456,478.97	841,456,478.97	0.00	0.00	0.00	841,456,478.97	8,526,349.07	0.00	0.00	0.00	8,526,349.07	2,742,779.45	0.00	0.00	0.00	2,742,779.45	0.00	832,930,129.90	0.00	5,783,569.62
General Administration and Support	10000000000000	0.00	7,078,838.41	7,078,838.41	7,078,838.41	0.00	0.00	0.00	7,078,838.41	0.00	0.00	0.00	0.00	0.00	0.00	0.00	0.00	0.00	0.00	0.00	7,078,838.41	0.00	0.00
General management and supervision	10000010001000	0.00	7,078,838.41	7,078,838.41	7,078,838.41	0.00	0.00	0.00	7,078,838.41	0.00	0.00	0.00	0.00	0.00	0.00	0.00	0.00	0.00	0.00	0.00	7,078,838.41	0.00	0.00
MOOE			978,849.48	978,849.48	978,849.48	0.00		0.00	978,849.48	0.00	0.00	0.00	0.00	0.00	0.00	0.00	0.00	0.00	0.00	0.00	978,849.48		
CO			6,099,988.93	6,099,988.93	6,099,988.93	0.00		0.00	6,099,988.93	0.00	0.00	0.00	0.00	0.00	0.00	0.00	0.00	0.00	0.00	0.00	6,099,988.93		
<b>Sub-Total, General Administration and Support</b>		0.00	7,078,838.41	7,078,838.41	7,078,838.41	0.00	0.00	0.00	7,078,838.41	0.00	0.00	0.00	0.00	0.00	0.00	0.00	0.00	0.00	0.00	0.00	7,078,838.41	0.00	0.00
MOOE		0.00	978,849.48	978,849.48	978,849.48	0.00	0.00	0.00	978,849.48	0.00	0.00	0.00	0.00	0.00	0.00	0.00	0.00	0.00	0.00	0.00	978,849.48	0.00	0.00
CO		0.00	6,099,988.93	6,099,988.93	6,099,988.93	0.00	0.00	0.00	6,099,988.93	0.00	0.00	0.00	0.00	0.00	0.00	0.00	0.00	0.00	0.00	0.00	6,099,988.93	0.00	0.00
<b>Support to Operations</b>	20000000000000	0.00	4,393,858.66	4,393,858.66	4,393,858.66	0.00	0.00	0.00	4,393,858.66	0.00	0.00	0.00	0.00	0.00	0.00	0.00	0.00	0.00	0.00	0.00	4,393,858.66	0.00	0.00
Planning and policy formulation for soil and water resources conservation, management and development (BSWM)	20000010001000	0.00	1,571,336.84	1,571,336.84	1,571,336.84	0.00	0.00	0.00	1,571,336.84	0.00	0.00	0.00	0.00	0.00	0.00	0.00	0.00	0.00	0.00	0.00	1,571,336.84	0.00	0.00
MOOE			1,571,336.84	1,571,336.84	1,571,336.84	0.00		0.00	1,571,336.84	0.00	0.00	0.00	0.00	0.00	0.00	0.00	0.00	0.00	0.00	0.00	1,571,336.84		
Information and Communication Technology (ICT) management support	20000010003000	0.00	1,873,322.70	1,873,322.70	1,873,322.70	0.00	0.00	0.00	1,873,322.70	0.00	0.00	0.00	0.00	0.00	0.00	0.00	0.00	0.00	0.00	0.00	1,873,322.70	0.00	0.00
MOOE			942,352.70	942,352.70	942,352.70	0.00		0.00	942,352.70	0.00	0.00	0.00	0.00	0.00	0.00	0.00	0.00	0.00	0.00	0.00	942,352.70		
CO			930,970.00	930,970.00	930,970.00	0.00		0.00	930,970.00	0.00	0.00	0.00	0.00	0.00	0.00	0.00	0.00	0.00	0.00	0.00	930,970.00		
Field program management activities	20000010009000	0.00	949,199.12	949,199.12	949,199.12	0.00	0.00	0.00	949,199.12	0.00	0.00	0.00	0.00	0.00	0.00	0.00	0.00	0.00	0.00	0.00	949,199.12	0.00	0.00
MOOE			949,199.12	949,199.12	949,199.12	0.00		0.00	949,199.12	0.00	0.00	0.00	0.00	0.00	0.00	0.00	0.00	0.00	0.00	0.00	949,199.12		
<b>Sub-Total, Support to Operations</b>		0.00	4,393,858.66	4,393,858.66	4,393,858.66	0.00	0.00	0.00	4,393,858.66	0.00	0.00	0.00	0.00	0.00	0.00	0.00	0.00	0.00	0.00	0.00	4,393,858.66	0.00	0.00
MOOE		0.00	3,462,888.66	3,462,888.66	3,462,888.66	0.00	0.00	0.00	3,462,888.66	0.00	0.00	0.00	0.00	0.00	0.00	0.00	0.00	0.00	0.00	0.00	3,462,888.66	0.00	0.00
CO		0.00	930,970.00	930,970.00	930,970.00	0.00	0.00	0.00	930,970.00	0.00	0.00	0.00	0.00	0.00	0.00	0.00	0.00	0.00	0.00	0.00	930,970.00	0.00	0.00
<b>Operations</b>	30000000000000	0.00	829,983,781.90	829,983,781.90	829,983,781.90	0.00	0.00	0.00	829,983,781.90	8,526,349.07	0.00	0.00	0.00	8,526,349.07	2,742,779.45	0.00	0.00	0.00	2,742,779.45	0.00	821,457,432.83	0.00	5,783,569.62
OO : Productivity in the agricultural sector increased	31000000000000	0.00	829,983,781.90	829,983,781.90	829,983,781.90	0.00	0.00	0.00	829,983,781.90	8,526,349.07	0.00	0.00	0.00	8,526,349.07	2,742,779.45	0.00	0.00	0.00	2,742,779.45	0.00	821,457,432.83	0.00	5,783,569.62
TECHNICAL AND SUPPORT SERVICES PROGRAM	31010000000000	0.00	24,436,484.66	24,436,484.66	24,436,484.66	0.00	0.00	0.00	24,436,484.66	113,914.50	0.00	0.00	0.00	113,914.50	100,378.88	0.00	0.00	0.00	100,378.88	0.00	24,322,570.16	0.00	13,535.62
EXTENSION SUPPORT, EDUCATION AND TRAINING SERVICES (ESETS) SUB-PROGRAM	31010300000000	0.00	13,703,268.36	13,703,268.36	13,703,268.36	0.00	0.00	0.00	13,703,268.36	0.00	0.00	0.00	0.00	0.00	0.00	0.00	0.00	0.00	0.00	0.00	13,703,268.36	0.00	0.00
ESETS on the National Rice Program	31010310001000	0.00	10,856,988.36	10,856,988.36	10,856,988.36	0.00	0.00	0.00	10,856,988.36	0.00	0.00	0.00	0.00	0.00	0.00	0.00	0.00	0.00	0.00	0.00	10,856,988.36	0.00	0.00
MOOE			10,856,988.36	10,856,988.36	10,856,988.36	0.00		0.00	10,856,988.36	0.00	0.00	0.00	0.00	0.00	0.00	0.00	0.00	0.00	0.00	0.00	10,856,988.36		
ESETS on the National Corn Program	31010310003000	0.00	48,600.00	48,600.00	48,600.00	0.00	0.00	0.00	48,600.00	0.00	0.00	0.00	0.00	0.00	0.00	0.00	0.00	0.00	0.00	0.00	48,600.00	0.00	0.00
MOOE			48,600.00	48,600.00	48,600.00	0.00		0.00	48,600.00	0.00	0.00	0.00	0.00	0.00	0.00	0.00	0.00	0.00	0.00	0.00	48,600.00		
ESETS on the Promotion and Development of Organic Agriculture Program	31010310005000	0.00	2,797,680.00	2,797,680.00	2,797,680.00	0.00	0.00	0.00	2,797,680.00	0.00	0.00	0.00	0.00	0.00	0.00	0.00	0.00	0.00	0.00	0.00	2,797,680.00	0.00	0.00
MOOE			2,797,680.00	2,797,680.00	2,797,680.00	0.00		0.00	2,797,680.00	0.00	0.00	0.00	0.00	0.00	0.00	0.00	0.00	0.00	0.00	0.00	2,797,680.00		
RESEARCH AND DEVELOPMENT (R&D) SUB-PROGRAM	31010400000000	0.00	10,733,216.30	10,733,216.30	10,733,216.30	0.00	0.00	0.00	10,733,216.30	113,914.50	0.00	0.00	0.00	113,914.50	100,378.88	0.00	0.00	0.00	100,378.88	0.00	10,619,301.80	0.00	13,535.62
R&D on the National Rice Program	31010410001000	0.00	488,955.84	488,955.84	488,955.84	0.00	0.00	0.00	488,955.84	0.00	0.00	0.00	0.00	0.00	0.00	0.00	0.00	0.00	0.00	0.00	488,955.84	0.00	0.00
MOOE			488,955.84	488,955.84	488,955.84	0.00		0.00	488,955.84	0.00	0.00	0.00	0.00	0.00	0.00	0.00	0.00	0.00	0.00	0.00	488,955.84		
R&D on the National Corn Program	31010410003000	0.00	764,467.33	764,467.33	764,467.33	0.00	0.00	0.00	764,467.33	113,914.50	0.00	0.00	0.00	113,914.50	100,378.88	0.00	0.00	0.00	100,378.88	0.00	650,552.83	0.00	13,535.62
MOOE			764,467.33	764,467.33	764,467.33	0.00		0.00	764,467.33	113,914.50	0.00	0.00	0.00	113,914.50	100,378.88	0.00	0.00	0.00	100,378.88	0.00	650,552.83	0.00	13,535.62
R&D on the Promotion and Development of Organic Agriculture Program	31010410005000	0.00	478,971.14	478,971.14	478,971.14	0.00	0.00	0.00	478,971.14	0.00	0.00	0.00	0.00	0.00	0.00	0.00	0.00	0.00	0.00	0.00	478,971.14	0.00	0.00
MOOE			478,971.14	478,971.14	478,971.14	0.00		0.00	478,971.14	0.00	0.00	0.00	0.00	0.00	0.00	0.00	0.00	0.00	0.00	0.00	478,971.14		
Other research and development activities	31010410008000	0.00	9,000,821.99	9,000,821.99	9,000,821.99	0.00	0.00	0.00	9,000,821.99	0.00	0.00	0.00	0.00	0.00	0.00	0.00	0.00	0.00	0.00	0.00	9,000,821.99	0.00	0.00
MOOE			4,000,821.99	4,000,821.99	4,000,821.99	0.00		0.00	4,000,821.99	0.00	0.00	0.00	0.00	0.00	0.00	0.00	0.00	0.00	0.00	0.00	4,000,821.99		
CO			5,000,000.00	5,000,000.00																			

STATEMENT OF APPROPRIATIONS, ALLOTMENTS, OBLIGATIONS, DISBURSEMENTS AND BALANCES  
As at the Quarter Ending March 31, 2024

Department : Department of Agriculture (DA)  
Agency/Entity : Office of the Secretary  
Operating Unit : Bureau of Soils and Water Management  
Organization Code (UACS) : 05 001 0200006  
Fund Cluster : 01 - Regular Agency Fund

Current Year Appropriations  
 Supplemental Appropriations  
 Continuing Appropriations

Particulars	UACS CODE	Authorized Appropriation	Appropriation Adjustments (Transfer To)/From, Modifications/ Augmentations	Adjusted Appropriations	Allotments					Current Year Obligations					Current Year Disbursements					Balances				
					Allotments Received	Adjustments (Reductions, Modifications/ Augmentations)	Transfer To	Transfer From	Adjusted Total Allotments	1st Quarter Ending Mar. 31	2nd Quarter Ending June 30	3rd Quarter Ending Sept. 30	4th Quarter Ending Dec. 31	Total	1st Quarter Ending Mar. 31	2nd Quarter Ending June 30	3rd Quarter Ending Sept. 30	4th Quarter Ending Dec. 31	Total	Unreleased Appropriations	Unobligated Allotment	Unpaid Obligations (15-20) = (23+24)		
1	2	3	4	5=4+6	6	7	8	9	10=9+7+8+9	11	12	13	14	15=11+12+13+14	16	17	18	19	20=16+17+18+19	21=(5-10)	22=(10-15)	23	24	
IRRIGATION NETWORK SERVICES (INS) SUB-PROGRAM	310202000000000	0.00	1,908,470.27	1,908,470.27	1,908,470.27	0.00	0.00	0.00	1,908,470.27	0.00	0.00	0.00	0.00	0.00	0.00	0.00	0.00	0.00	0.00	0.00	0.00	1,908,470.27	0.00	0.00
Other Water Resources Projects	310202100000000	0.00	1,908,470.27	1,908,470.27	1,908,470.27	0.00	0.00	0.00	1,908,470.27	0.00	0.00	0.00	0.00	0.00	0.00	0.00	0.00	0.00	0.00	0.00	0.00	1,908,470.27	0.00	0.00
MOOE			1,908,470.27	1,908,470.27	1,908,470.27	0.00		0.00	1,908,470.27	0.00	0.00	0.00	0.00	0.00	0.00	0.00	0.00	0.00	0.00	0.00	0.00	1,908,470.27	0.00	0.00
LOCALLY-FUNDED AND FOREIGN-ASSISTED PROGRAM	310500000000000	0.00	60,408,476.76	60,408,476.76	60,408,476.76	0.00	0.00	0.00	60,408,476.76	0.00	0.00	0.00	0.00	0.00	0.00	0.00	0.00	0.00	0.00	0.00	0.00	60,408,476.76	0.00	0.00
National Soil Health Program	310500200000000	0.00	60,408,476.76	60,408,476.76	60,408,476.76	0.00	0.00	0.00	60,408,476.76	0.00	0.00	0.00	0.00	0.00	0.00	0.00	0.00	0.00	0.00	0.00	0.00	60,408,476.76	0.00	0.00
MOOE			17,121,686.19	17,121,686.19	17,121,686.19	0.00		0.00	17,121,686.19	0.00	0.00	0.00	0.00	0.00	0.00	0.00	0.00	0.00	0.00	0.00	0.00	17,121,686.19	0.00	0.00
CO			43,286,790.57	43,286,790.57	43,286,790.57	0.00		0.00	43,286,790.57	0.00	0.00	0.00	0.00	0.00	0.00	0.00	0.00	0.00	0.00	0.00	0.00	43,286,790.57	0.00	0.00
Sub-Total, Operations		0.00	829,983,781.90	829,983,781.90	829,983,781.90	0.00	0.00	0.00	829,983,781.90	8,526,349.07	0.00	0.00	0.00	8,526,349.07	2,742,779.45	0.00	0.00	0.00	2,742,779.45	0.00	0.00	821,457,432.83	0.00	5,783,569.62
MOOE		0.00	122,610,151.33	122,610,151.33	122,610,151.33	0.00	0.00	0.00	122,610,151.33	8,526,349.07	0.00	0.00	0.00	8,526,349.07	2,742,779.45	0.00	0.00	0.00	2,742,779.45	0.00	0.00	114,083,802.26	0.00	5,783,569.62
CO		0.00	707,373,630.57	707,373,630.57	707,373,630.57	0.00	0.00	0.00	707,373,630.57	0.00	0.00	0.00	0.00	0.00	0.00	0.00	0.00	0.00	0.00	0.00	0.00	707,373,630.57	0.00	0.00
Sub-Total, I. Agency Specific Budget		0.00	841,456,478.97	841,456,478.97	841,456,478.97	0.00	0.00	0.00	841,456,478.97	8,526,349.07	0.00	0.00	0.00	8,526,349.07	2,742,779.45	0.00	0.00	0.00	2,742,779.45	0.00	0.00	832,930,129.90	0.00	5,783,569.62
MOOE		0.00	127,051,889.47	127,051,889.47	127,051,889.47	0.00	0.00	0.00	127,051,889.47	8,526,349.07	0.00	0.00	0.00	8,526,349.07	2,742,779.45	0.00	0.00	0.00	2,742,779.45	0.00	0.00	118,525,540.40	0.00	5,783,569.62
CO		0.00	714,404,589.50	714,404,589.50	714,404,589.50	0.00	0.00	0.00	714,404,589.50	0.00	0.00	0.00	0.00	0.00	0.00	0.00	0.00	0.00	0.00	0.00	0.00	714,404,589.50	0.00	0.00
GRAND TOTAL		0.00	841,456,478.97	841,456,478.97	841,456,478.97	0.00	0.00	0.00	841,456,478.97	8,526,349.07	0.00	0.00	0.00	8,526,349.07	2,742,779.45	0.00	0.00	0.00	2,742,779.45	0.00	0.00	832,930,129.90	0.00	5,783,569.62
MOOE		0.00	127,051,889.47	127,051,889.47	127,051,889.47	0.00	0.00	0.00	127,051,889.47	8,526,349.07	0.00	0.00	0.00	8,526,349.07	2,742,779.45	0.00	0.00	0.00	2,742,779.45	0.00	0.00	118,525,540.40	0.00	5,783,569.62
CO		0.00	714,404,589.50	714,404,589.50	714,404,589.50	0.00	0.00	0.00	714,404,589.50	0.00	0.00	0.00	0.00	0.00	0.00	0.00	0.00	0.00	0.00	0.00	0.00	714,404,589.50	0.00	0.00


Recapitulation by OO:

I. Agency Specific Budget	UACS CODE	Authorized Appropriation	Appropriation Adjustments (Transfer To)/From, Modifications/ Augmentations	Adjusted Appropriations	Allotments Received	Adjustments (Reductions, Modifications/ Augmentations)	Transfer To	Transfer From	Adjusted Total Allotments	1st Quarter Ending Mar. 31	2nd Quarter Ending June 30	3rd Quarter Ending Sept. 30	4th Quarter Ending Dec. 31	Total	1st Quarter Ending Mar. 31	2nd Quarter Ending June 30	3rd Quarter Ending Sept. 30	4th Quarter Ending Dec. 31	Total	Unreleased Appropriations	Unobligated Allotment	Due & Demandable	Not Yet Due & Demandable	
TECHNICAL AND SUPPORT SERVICES PROGRAM	310100000000000	0.00	24,436,484.66	24,436,484.66	24,436,484.66	0.00	0.00	0.00	24,436,484.66	113,914.50	0.00	0.00	0.00	113,914.50	100,378.88	0.00	0.00	0.00	100,378.88	0.00	0.00	24,322,570.16	0.00	13,535.82
AGRICULTURAL MACHINERY, EQUIPMENT, FACILITIES AND INFRASTRUCTURES PROGRAM	310200000000000	0.00	745,138,820.48	745,138,820.48	745,138,820.48	0.00	0.00	0.00	745,138,820.48	8,412,434.57	0.00	0.00	0.00	8,412,434.57	2,642,409.57	0.00	0.00	0.00	2,642,409.57	0.00	0.00	736,726,385.91	0.00	5,770,034.00
AGRICULTURE AND FISHERY POLICY PROGRAM	310300000000000	0.00	0.00	0.00	0.00	0.00	0.00	0.00	0.00	0.00	0.00	0.00	0.00	0.00	0.00	0.00	0.00	0.00	0.00	0.00	0.00	0.00	0.00	
AGRICULTURE AND FISHERY REGULATORY SUPPORT PROGRAM	310400000000000	0.00	0.00	0.00	0.00	0.00	0.00	0.00	0.00	0.00	0.00	0.00	0.00	0.00	0.00	0.00	0.00	0.00	0.00	0.00	0.00	0.00	0.00	
LOCALLY-FUNDED AND FOREIGN-ASSISTED PROGRAM	310500000000000	0.00	60,408,476.76	60,408,476.76	60,408,476.76	0.00	0.00	0.00	60,408,476.76	0.00	0.00	0.00	0.00	0.00	0.00	0.00	0.00	0.00	0.00	0.00	0.00	60,408,476.76	0.00	0.00


Certified Correct

  
SARAH B. SUMINISTRADO  
Head, Budget Section

Certified Correct

  
RODRIGO I. ABLAZA  
Chief Accountant

Approved By:

  
GINA P. NILO, Ph.D.  
Director



STATEMENT OF APPROPRIATIONS, ALLOTMENTS, OBLIGATIONS, DISBURSEMENTS AND BALANCES  
As at the Quarter Ending March 31, 2024

Department : Department of Agriculture (DA)  
Agency/Entity : Office of the Secretary  
Operating Unit : Bureau of Soils and Water Management  
Organization Code (UACS) : 05 001 0200006  
Fund Cluster : 01 - Regular Agency Fund

Current Year Appropriations  
Supplemental Appropriations  
✓ Continuing Appropriations

Particulars	UACS CODE	Authorized Appropriation	Appropriation		Allotments				Current Year Obligations					Current Year Disbursements					Balances				
			Adjustments (Transfer To/From, Modifications/Augmentations)	Adjusted Appropriations	Allotheants Received	Adjustments (Reductions, Modifications/Augmentations)	Transfer To	Transfer From	Adjusted Total Allotments	1st Quarter Ending Mar. 31	2nd Quarter Ending June 30	3rd Quarter Ending Sept. 30	4th Quarter Ending Dec. 31	Total	1st Quarter Ending Mar. 31	2nd Quarter Ending June 30	3rd Quarter Ending Sept. 30	4th Quarter Ending Dec. 31	Total	Unreleased Appropriations	Unobligated Allotment	Unpaid Obligations (15-20) = (23+24)	
1	2	3	4	5=(3+4)	6	7	8	9	10 = [(6+7)-8+9]	11	12	13	14	15 = 11 + 12+13+14	16	17	18	19	20 = 16 + 17+18+19	21=(5-10)	22=(16-15)	23	24
I. Agency Specific Budget			841,456,478.97	841,456,478.97	841,456,478.97	(0.00)			841,456,478.97	8,526,349.07				8,526,349.07	2,742,779.45				2,742,779.45		832,930,129.90		5,783,569.62
Specific Budgets of National Government Agencies	1102101		841,456,478.97	841,456,478.97	841,456,478.97	(0.00)			841,456,478.97	8,526,349.07				8,526,349.07	2,742,779.45				2,742,779.45		832,930,129.90		5,783,569.62
Maintenance and Other Operating Expenses	502000000		127,051,889.47	127,051,889.47	127,051,889.47	(0.00)			127,051,889.47	8,526,349.07				8,526,349.07	2,742,779.45				2,742,779.45		118,525,540.40		5,783,569.62
Traveling Expenses	502010000		11,622,549.20	11,622,549.20	14,589,258.85	(2,976,710.65)			11,622,549.20	325,261.20				325,261.20	119,313.67				119,313.67		11,297,288.00		205,947.53
Traveling Expenses - Local	502010100		11,622,549.20	11,622,549.20	13,702,748.89	(2,080,199.69)			11,622,549.20	325,261.20				325,261.20	119,313.67				119,313.67		11,297,288.00		205,947.53
Traveling Expenses - Foreign	502010200				896,510.96	(896,510.96)																	
Training and Scholarship Expenses	502020000		27,497,228.90	27,497,228.90	20,758,617.16	6,738,611.74			27,497,228.90	57,500.00				57,500.00	57,500.00				57,500.00		27,439,728.90		
Training Expenses	502020100		27,497,228.90	27,497,228.90	20,758,617.16	6,738,611.74			27,497,228.90	57,500.00				57,500.00	57,500.00				57,500.00		27,439,728.90		
Supplies and Materials Expenses	502030000		31,080,685.36	31,080,685.36	25,117,448.61	5,963,236.75			31,080,685.36	1,000.00				1,000.00							31,079,685.36		1,000.00
Office Supplies Expenses	502030100		379,892.57	379,892.57	2,160,008.62	(1,810,116.05)			379,892.57												379,892.57		
ICT Office Supplies	502030101		151,050.06	151,050.06	1,319,126.42	(1,168,076.36)			151,050.06												151,050.06		
Office Supplies Expenses	502030102		228,842.51	228,842.51	870,882.20	(642,040.69)			228,842.51												228,842.51		
Fuel, Oil and Lubricants Expenses	502030900		1,065,465.80	1,065,465.80	1,617,580.41	(562,114.61)			1,065,465.80	1,000.00				1,000.00							1,064,465.80		1,000.00
Agricultural and Marine Supplies Expenses	502031000		14,537,325.19	14,537,325.19	666,699.54	13,880,625.65			14,537,325.19												14,537,325.19		
Textbooks and Instructional Materials Expenses	502031100				5,000.00	(5,000.00)																	
Chemical and Filtering Supplies Expenses	502031300		3,809,036.42	3,809,036.42	2,676,916.00	1,132,120.42			3,809,036.42												3,809,036.42		
Semi-Expendable Machinery and Equipment Expenses	502032000		2,227,653.07	2,227,653.07	7,479,838.00	(5,252,184.93)			2,227,653.07												2,227,653.07		
Office Equipment	502032100		176,800.00	176,800.00	29,700.00	147,090.00			176,800.00												176,800.00		
Information and Communications Technology Equipment	502032103		1,694,458.07	1,694,458.07	6,346,744.00	(4,652,285.93)			1,694,458.07												1,694,458.07		
Agricultural and Forestry Equipment	502032104		50,000.00	50,000.00	99,000.00	(49,000.00)			50,000.00												50,000.00		
Communication Equipment	502032107		126,490.00	126,490.00	187,790.00	(61,300.00)			126,490.00												126,490.00		
Technical and Scientific Equipment	5020321013		179,905.00	179,905.00	770,455.00	(590,550.00)			179,905.00												179,905.00		
Other Machinery and Equipment	5020321099				45,300.00	(45,300.00)																	
Semi-Expendable Furniture, Fixtures and Books Expenses	502032200		3,158,060.00	3,158,060.00	2,868,480.00	289,580.00			3,158,060.00												3,158,060.00		
Furniture and Fixtures	502032201		3,152,000.00	3,152,000.00	2,868,480.00	283,480.00			3,152,000.00												3,152,000.00		
Books	502032202		6,060.00	6,060.00	80.00	6,000.00			6,060.00												6,060.00		
Other Supplies and Materials Expenses	502032900		5,913,252.31	5,913,252.31	7,622,729.04	(1,709,476.73)			5,913,252.31												5,913,252.31		
Utility Expenses	502040000				533,161.48	(533,161.48)																	
Electricity Expenses	502040200				533,161.48	(533,161.48)																	
Communication Expenses	502050000		118,521.66	118,521.66	1,915,453.06	(1,797,941.40)			118,521.66	1,600.00				1,600.00							118,521.66		1,600.00
Postage and Courier Services	502050100		10,000.00	10,000.00	558,370.00	(488,370.00)			10,000.00												10,000.00		
Telephone Expenses	502050200		1,600.00	1,600.00	1,194,000.00	(1,192,400.00)			1,600.00	1,600.00				1,600.00							1,600.00		1,600.00
Mobiles	502050201		1,600.00	1,600.00	1,194,000.00	(1,192,400.00)			1,600.00	1,600.00				1,600.00							1,600.00		1,600.00
Internet Subscription Expenses	502050300		106,921.66	106,921.66	214,053.06	(107,171.40)			106,921.66												106,921.66		
Professional Services	502100000		27,910,427.73	27,910,427.73	32,822,792.95	(4,912,365.22)			27,910,427.73	7,426,896.11				7,426,896.11	2,231,310.52				2,231,310.52		20,483,531.62		5,195,585.59
Other Professional Services	502119900		27,910,427.73	27,910,427.73	32,822,792.95	(4,912,365.22)			27,910,427.73	7,426,896.11				7,426,896.11	2,231,310.52				2,231,310.52		20,483,531.62		5,195,585.59
General Services	502120000		0.00	0.00	637,438.36	(637,438.36)			0.00												0.00		
Janitorial Services	502120200				137,438.36	(137,438.36)																	
Security Services	502120300		0.00	0.00	500,000.00	(500,000.00)			0.00												0.00		
Repairs and Maintenance	502130000		490,000.00	490,000.00	2,480,974.85	(1,970,974.85)			490,000.00												490,000.00		
Repairs and Maintenance - Buildings and Other Structures	502130400		490,000.00	490,000.00	254,346.66	235,653.34			490,000.00												490,000.00		
Buildings	502130401				172,930.16	(172,930.16)																	
Other Structures	5021304099		490,000.00	490,000.00	81,416.50	408,583.50			490,000.00												490,000.00		
Repairs and Maintenance - Machinery and Equipment	502130600		(0.00)	(0.00)	2,010,328.19	(2,010,328.19)			(0.00)												(0.00)		
Office Equipment	502130602		(0.00)	(0.00)	529,661.00	(529,661.00)			(0.00)												(0.00)		
Information and Communication Technology Equipment	502130603				46,000.00	(46,000.00)																	
Agricultural and Forestry Equipment	502130604				45,000.00	(45,000.00)																	
Technical and Scientific Equipment	5021306014				1,389,667.19	(1,389,667.19)																	
Repairs and Maintenance - Transportation Equipment	502130609				102,300.00	(102,300.00)																	
Motor Vehicles	502130601				2,300.00	(2,300.00)																	
Other Transportation Equipment	5021306099				100,000.00	(100,000.00)																	
Repairs and Maintenance - Semi-Expendable Machinery and Equipment	502130900				94,000.00	(94,000.00)																	
Technical and Scientific Equipment	5021321013				94,000.00	(94,000.00)																	
Taxes, Insurance Premiums and Other Fees	502150000		46,250.00	46,250.00	91,642.93	(45,392.93)			46,250.00												46,250.00		
Fidelity Bond Premiums	502150200		46,250.00	46,250.00	91,642.93	(45,																	



**SUMMARY OF STATEMENT OF OBLIGATIONS, DISBURSEMENT, LIQUIDATIONS AND BALANCES for INTER-AGENCY FUND TRANSFERS  
As at the Quarter Ending March 31, 2024**

FAR 1C

Department: Department of Agriculture  
 Agency/Entity: Office of the Secretary  
 Operating Unit: BSWM  
 Organization Code: 05 001 01 00000  
 Fund Cluster: 01

Current Year Appropriation

Implementing Agencies and Projects	Obligation Request and Status		Obligations					Disbursement					Liquidated					Unpaid Obligations	Unliquidated	
	Number	Date	1st Quarter	2nd Quarter	3rd Quarter	4th Quarter	Total	1st Quarter	2nd Quarter	3rd Quarter	4th Quarter	Total	1st Quarter	2nd Quarter	3rd Quarter	4th Quarter	Total			
<b>INTER-AGENCY FUND TRANSERS</b>			0.00	0.00	0.00	0.00	0.00	0.00	0.00	0.00	0.00	0.00	0.00	0.00	0.00	0.00	0.00	0.00	0.00	0.00
			0.00	0.00	0.00	0.00	0.00	0.00	0.00	0.00	0.00	0.00	0.00	0.00	0.00	0.00	0.00	0.00	0.00	0.00
PS			0.00	0.00	0.00	0.00	0.00	0.00	0.00	0.00	0.00	0.00	0.00	0.00	0.00	0.00	0.00	0.00	0.00	0.00
MOOE							0.00					0.00						0.00	0.00	0.00
FINEX							0.00					0.00						0.00	0.00	0.00
CO							0.00					0.00						0.00	0.00	0.00
<b>Grand Total</b>			0.00	0.00	0.00	0.00	0.00	0.00	0.00	0.00	0.00	0.00	0.00	0.00	0.00	0.00	0.00	0.00	0.00	0.00
PS			0.00	0.00	0.00	0.00	0.00	0.00	0.00	0.00	0.00	0.00	0.00	0.00	0.00	0.00	0.00	0.00	0.00	0.00
MOOE			0.00	0.00	0.00	0.00	0.00	0.00	0.00	0.00	0.00	0.00	0.00	0.00	0.00	0.00	0.00	0.00	0.00	0.00
FINEX			0.00	0.00	0.00	0.00	0.00	0.00	0.00	0.00	0.00	0.00	0.00	0.00	0.00	0.00	0.00	0.00	0.00	0.00
CO			0.00	0.00	0.00	0.00	0.00	0.00	0.00	0.00	0.00	0.00	0.00	0.00	0.00	0.00	0.00	0.00	0.00	0.00


Certified Correct:

  
**SARAH B. SUMINTRADO**  
 Budget Officer

Certified Correct:

  
**RODRIGO I. ABLAZA**  
 Chief Accountant

Recommending Approval:

  
**GINA P. NILO, Ph.D.**  
 Director

**SUMMARY OF STATEMENT OF OBLIGATIONS, DISBURSEMENT, LIQUIDATIONS AND BALANCES for INTER-AGENCY FUND TRANSFERS  
As at the Quarter Ending March 31, 2024**

FAR 1C

Department: Department of Agriculture  
Agency/Entity: Office of the Secretary  
Operating Unit: BSWM  
Organization Code: 05 001 01 00000  
Fund Cluster: 02

Current Year Appropriation

Implementing Agencies and Projects	Obligation Request and Status		Obligations					Disbursement					Liquidated					Unpaid Obligations	Unliquidated	
			1st Quarter	2nd Quarter	3rd Quarter	4th Quarter	Total	1st Quarter	2nd Quarter	3rd Quarter	4th Quarter	Total	1st Quarter	2nd Quarter	3rd Quarter	4th Quarter	Total			
	Number	Date																		
<b>INTER-AGENCY FUND TRANSERS</b>			0.00	0.00	0.00	0.00	0.00	0.00	0.00	0.00	0.00	0.00	0.00	0.00	0.00	0.00	0.00	0.00	0.00	0.00
			0.00	0.00	0.00	0.00	0.00	0.00	0.00	0.00	0.00	0.00	0.00	0.00	0.00	0.00	0.00	0.00	0.00	0.00
PS			0.00	0.00	0.00	0.00	0.00	0.00	0.00	0.00	0.00	0.00	0.00	0.00	0.00	0.00	0.00	0.00	0.00	0.00
MOOE																				
FINEX																				
CO																				
<b>Grand Total</b>			0.00	0.00	0.00	0.00	0.00	0.00	0.00	0.00	0.00	0.00	0.00	0.00	0.00	0.00	0.00	0.00	0.00	0.00
PS			0.00	0.00	0.00	0.00	0.00	0.00	0.00	0.00	0.00	0.00	0.00	0.00	0.00	0.00	0.00	0.00	0.00	0.00
MOOE			0.00	0.00	0.00	0.00	0.00	0.00	0.00	0.00	0.00	0.00	0.00	0.00	0.00	0.00	0.00	0.00	0.00	0.00
FINEX			0.00	0.00	0.00	0.00	0.00	0.00	0.00	0.00	0.00	0.00	0.00	0.00	0.00	0.00	0.00	0.00	0.00	0.00
CO			0.00	0.00	0.00	0.00	0.00	0.00	0.00	0.00	0.00	0.00	0.00	0.00	0.00	0.00	0.00	0.00	0.00	0.00

Certified Correct:

  
**SARAH B. SUMINISTRADO**  
Budget Officer

Certified Correct:

  
**RODRIGO I. ABLAZA**  
Chief Accountant

Recommending Approval

  
**GINA F. NILO, Ph.D.**  
Director

**SUMMARY OF STATEMENT OF OBLIGATIONS, DISBURSEMENT, LIQUIDATIONS AND BALANCES for INTER-AGENCY FUND TRANSFERS  
As at the Quarter Ending March 31, 2024**

FAR 1C

Department: Department of Agriculture  
Agency/Entity: Office of the Secretary  
Operating Unit: BSWM  
Organization Code: 05 001 01 00000  
Fund Cluster: 03

Current Year Appropriation

Implementing Agencies and Projects	Obligation Request and Status		Obligations					Disbursement					Liquidated					Unpaid Obligations	Unliquidated	
			1st Quarter	2nd Quarter	3rd Quarter	4th Quarter	Total	1st Quarter	2nd Quarter	3rd Quarter	4th Quarter	Total	1st Quarter	2nd Quarter	3rd Quarter	4th Quarter	Total			
	Number	Date																		
<b>INTER-AGENCY FUND TRANSERS</b>			0.00	0.00	0.00	0.00	0.00	0.00	0.00	0.00	0.00	0.00	0.00	0.00	0.00	0.00	0.00	0.00	0.00	0.00
			0.00	0.00	0.00	0.00	0.00	0.00	0.00	0.00	0.00	0.00	0.00	0.00	0.00	0.00	0.00	0.00	0.00	0.00
PS			0.00	0.00	0.00	0.00	0.00	0.00	0.00	0.00	0.00	0.00	0.00	0.00	0.00	0.00	0.00	0.00	0.00	0.00
MOOE							0.00												0.00	0.00
FINEX							0.00												0.00	0.00
CO							0.00												0.00	0.00
<b>Grand Total</b>			0.00	0.00	0.00	0.00	0.00	0.00	0.00	0.00	0.00	0.00	0.00	0.00	0.00	0.00	0.00	0.00	0.00	0.00
PS			0.00	0.00	0.00	0.00	0.00	0.00	0.00	0.00	0.00	0.00	0.00	0.00	0.00	0.00	0.00	0.00	0.00	0.00
MOOE			0.00	0.00	0.00	0.00	0.00	0.00	0.00	0.00	0.00	0.00	0.00	0.00	0.00	0.00	0.00	0.00	0.00	0.00
FINEX			0.00	0.00	0.00	0.00	0.00	0.00	0.00	0.00	0.00	0.00	0.00	0.00	0.00	0.00	0.00	0.00	0.00	0.00
CO			0.00	0.00	0.00	0.00	0.00	0.00	0.00	0.00	0.00	0.00	0.00	0.00	0.00	0.00	0.00	0.00	0.00	0.00


Certified Correct:

Certified Correct:

Recommending Approval

  
**SARAH B. SUMINISTRADO**  
 Budget Officer

  
**RODRIGO L. ABLAZA**  
 Chief Accountant

  
**GINA P. NILO, Ph.D.**  
 Director



**SUMMARY OF STATEMENT OF OBLIGATIONS, DISBURSEMENT, LIQUIDATIONS AND BALANCES for INTER-AGENCY FUND TRANSFERS  
As at the Quarter Ending March 31, 2024**

FAR 1C

Department: Department of Agriculture  
Agency/Entity: Office of the Secretary  
Operating Unit: BSWM  
Organization Code: 05 001 01 00000  
Fund Cluster: 04

Current Year Appropriation

Implementing Agencies and Projects	Obligation Request and Status		Obligations					Disbursement					Liquidated					Unpaid Obligations	Unliquidated	
	Number	Date	1st Quarter	2nd Quarter	3rd Quarter	4th Quarter	Total	1st Quarter	2nd Quarter	3rd Quarter	4th Quarter	Total	1st Quarter	2nd Quarter	3rd Quarter	4th Quarter	Total			
<b>INTER-AGENCY FUND TRANSERS</b>			0.00	0.00	0.00	0.00	0.00	0.00	0.00	0.00	0.00	0.00	0.00	0.00	0.00	0.00	0.00	0.00	0.00	0.00
			0.00	0.00	0.00	0.00	0.00	0.00	0.00	0.00	0.00	0.00	0.00	0.00	0.00	0.00	0.00	0.00	0.00	0.00
PS			0.00	0.00	0.00	0.00	0.00	0.00	0.00	0.00	0.00	0.00	0.00	0.00	0.00	0.00	0.00	0.00	0.00	0.00
MOOE							0.00											0.00	0.00	0.00
FINEX							0.00											0.00	0.00	0.00
CO							0.00											0.00	0.00	0.00
<b>Grand Total</b>			0.00	0.00	0.00	0.00	0.00	0.00	0.00	0.00	0.00	0.00	0.00	0.00	0.00	0.00	0.00	0.00	0.00	0.00
PS			0.00	0.00	0.00	0.00	0.00	0.00	0.00	0.00	0.00	0.00	0.00	0.00	0.00	0.00	0.00	0.00	0.00	0.00
MOOE			0.00	0.00	0.00	0.00	0.00	0.00	0.00	0.00	0.00	0.00	0.00	0.00	0.00	0.00	0.00	0.00	0.00	0.00
FINEX			0.00	0.00	0.00	0.00	0.00	0.00	0.00	0.00	0.00	0.00	0.00	0.00	0.00	0.00	0.00	0.00	0.00	0.00
CO			0.00	0.00	0.00	0.00	0.00	0.00	0.00	0.00	0.00	0.00	0.00	0.00	0.00	0.00	0.00	0.00	0.00	0.00

Certified Correct:

  
**SARAH B. MINISTRADO**  
Budget Officer

Certified Correct:

  
**RODRICO T. ABLAZA**  
Chief Accountant

Recommending Approval

  
**GINA F. NILO, Ph.D.**  
Director

LIST OF ALLOTMENTS AND SUB-ALLOTMENTS  
As at the Quarter Ending March 31, 2024

Department: Department of Agriculture (DA)  
Agency : Office of the Secretary  
Operating Unit: Bureau of Soils and Water Management  
Organizational Code (UACS): 05 001 0200006  
Fund Cluster: 01 - Regular Agency Fund

✓	Current Year Appropriations
	Supplemental Appropriations
	Continuing Appropriations

No.	Allotment / Sub-Allotments		Funding Source		Allotment					Total Allotments / Net of Sub-Allotments				
	Reference Number	Date	Description	UACS Code	PS	MOOE	FINEX	CO	TOTAL 10 = (6+7+8+9)	PS	MOOE	FINEX	CO	TOTAL 20 = (16+17+18+19)
<b>A. Allotments Received From DBM</b>														
1	RA 11975 FY 2024 GAA	01-03-2024	Specific Budgets of NGAs	01101101	171,051,000.00	526,646,000.00		3,424,495,000.00	4,122,192,000.00	171,051,000.00	526,646,000.00	0.00	3,424,495,000.00	4,122,192,000.00
2	GARO-2024-1	01-03-2024	Retirement and Life Insurance Premiums	01104102	12,971,000.00				12,971,000.00	12,971,000.00	0.00	0.00	0.00	12,971,000.00
3	SARO-BMB-E-24-0001261	03-19-2024	To cover payment of terminal benefits of Ms. Madonna V. Go Lim Tai, former employee of DA-OSEC-BSWM	01101407	638,301.00				638,301.00	638,301.00	0.00	0.00	0.00	638,301.00
4									0.00	0.00	0.00	0.00	0.00	0.00
5									0.00	0.00	0.00	0.00	0.00	0.00
	<b>Subtotal Allotment</b>								<b>4,135,801,301.00</b>	<b>184,660,301.00</b>	<b>526,646,000.00</b>	<b>0.00</b>	<b>3,424,495,000.00</b>	<b>4,135,801,301.00</b>
<b>B. Sub-Allotment Received From Central Office</b>														
1									0.00	0.00	0.00	0.00	0.00	0.00
2									0.00	0.00	0.00	0.00	0.00	0.00
3									0.00	0.00	0.00	0.00	0.00	0.00
	<b>Subtotal Allotment</b>								<b>0.00</b>	<b>0.00</b>	<b>0.00</b>	<b>0.00</b>	<b>0.00</b>	<b>0.00</b>
<b>TOTAL ALLOTMENT</b>					<b>184,660,301.00</b>	<b>526,646,000.00</b>	<b>0.00</b>	<b>3,424,495,000.00</b>	<b>4,135,801,301.00</b>	<b>184,660,301.00</b>	<b>526,646,000.00</b>	<b>0.00</b>	<b>3,424,495,000.00</b>	<b>4,135,801,301.00</b>

Summary by Funding Source:

Specific Budgets of NGAs	01101101	171,051,000.00	526,646,000.00	0.00	3,424,495,000.00	4,122,192,000.00	171,051,000.00	526,646,000.00	0.00	3,424,495,000.00	4,122,192,000.00
Retirement and Life Insurance Premiums	01104102	12,971,000.00	0.00	0.00	0.00	12,971,000.00	12,971,000.00	0.00	0.00	0.00	12,971,000.00
Pension and Gratuity Fund	01101407	638,301.00	0.00	0.00	0.00	638,301.00	638,301.00	0.00	0.00	0.00	638,301.00

CERTIFIED CORRECT:

APPROVED BY:

SARAH B. SUMINISTRADO  
Head, Budget Section

GINA PANILO, Ph.D.  
Director

STATEMENT OF APPROPRIATIONS, ALLOTMENTS, OBLIGATIONS, DISBURSEMENTS AND BALANCES  
As at the Quarter Ending March 31, 2024

Department : Department of Agriculture (DA)  
Agency/Entity : Office of the Secretary  
Operating Unit : Bureau of Soils and Water Management  
Organization Code (UACS) : 05 001 0200006  
Fund Cluster : 01 - Regular Agency Fund

✓	Current Year Appropriations
	Supplemental Appropriations
	Continuing Appropriations

Particulars	UACS CODE	Appropriation			Allotments					Current Year Obligations					Current Year Disbursements					Balances								
		Authorized Appropriation	Adjustments (Transfer To)/From, Modifications/Augmentations	Adjusted Appropriations	Allotments Received	Adjustments (Reductions, Modifications/Augmentations)	Transfer To	Transfer From	Adjusted Total Allotments	1st Quarter Ending Mar. 31	2nd Quarter Ending June 30	3rd Quarter Ending Sept. 30	4th Quarter Ending Dec. 31	Total	1st Quarter Ending Mar. 31	2nd Quarter Ending June 30	3rd Quarter Ending Sept. 30	4th Quarter Ending Dec. 31	Total	Unreleased Appropriations	Unobligated Allotment	Unpaid Obligations (15-20) = (23+24)						
																						Due and Demandable	Not Yet Due and Demandable					
I. Agency Specific Budget		4,122,192,000.00	-	4,122,192,000.00	4,122,192,000.00	-	-	-	4,122,192,000.00	-	-	-	-	421,624,161.45	-	-	-	-	58,365,444.01	-	-	-	58,365,444.01	-	3,700,567,838.55	-	353,258,717.44	
Specific Budgets of National Government Agencies	1101101	4,122,192,000.00	-	4,122,192,000.00	4,122,192,000.00	-	-	-	4,122,192,000.00	-	-	-	-	421,624,161.45	-	-	-	-	58,365,444.01	-	-	-	58,365,444.01	-	3,700,567,838.55	-	353,258,717.44	
Personnel Services	501000000	171,051,000.00	-	171,051,000.00	171,051,000.00	-	-	-	171,051,000.00	-	-	-	-	30,072,880.57	-	-	-	-	26,395,673.46	-	-	-	26,395,673.46	-	140,978,119.43	-	3,877,207.11	
Salaries and Wages	501010000	108,088,000.00	-	108,088,000.00	108,088,000.00	-	-	-	108,088,000.00	-	-	-	-	27,486,397.41	-	-	-	-	24,345,216.67	-	-	-	24,345,216.67	-	80,601,602.59	-	3,141,180.74	
Salaries and Wages - Regular		108,088,000.00	-	108,088,000.00	108,088,000.00	-	-	-	108,088,000.00	-	-	-	-	27,486,397.41	-	-	-	-	24,345,216.67	-	-	-	24,345,216.67	-	80,601,602.59	-	3,141,180.74	
Basic Salary - Civilian	501010100	108,088,000.00	-	108,088,000.00	108,088,000.00	-	-	-	108,088,000.00	-	-	-	-	27,486,397.41	-	-	-	-	24,345,216.67	-	-	-	24,345,216.67	-	80,601,602.59	-	3,141,180.74	
Other Compensation	501020000	59,665,000.00	-	59,665,000.00	59,665,000.00	-	-	-	59,665,000.00	-	-	-	-	1,723,735.83	-	-	-	-	1,483,905.56	-	-	-	1,483,905.56	-	57,941,264.17	-	239,830.27	
Personal Economic Relief Allowance (PERA)		5,496,000.00	-	5,496,000.00	5,496,000.00	-	-	-	5,496,000.00	-	-	-	-	1,379,181.83	-	-	-	-	1,218,851.56	-	-	-	1,218,851.56	-	4,116,818.17	-	150,330.27	
PERA - Civilian	501020100	5,496,000.00	-	5,496,000.00	5,496,000.00	-	-	-	5,496,000.00	-	-	-	-	1,379,181.83	-	-	-	-	1,218,851.56	-	-	-	1,218,851.56	-	4,116,818.17	-	150,330.27	
Representation Allowance (RA)	501020200	690,000.00	-	690,000.00	690,000.00	-	-	-	690,000.00	-	-	-	-	226,500.00	-	-	-	-	147,000.00	-	-	-	147,000.00	-	463,500.00	-	79,500.00	
Transportation Allowance (TA)	501020300	690,000.00	-	690,000.00	690,000.00	-	-	-	690,000.00	-	-	-	-	118,054.00	-	-	-	-	118,054.00	-	-	-	118,054.00	-	571,946.00	-	-	
Clothing/Uniform Allowance		1,374,000.00	-	1,374,000.00	1,374,000.00	-	-	-	1,374,000.00	-	-	-	-	-	-	-	-	-	-	-	-	-	-	-	-	-	-	-
Clothing/Uniform Allowance - Civilian	501020400	1,374,000.00	-	1,374,000.00	1,374,000.00	-	-	-	1,374,000.00	-	-	-	-	-	-	-	-	-	-	-	-	-	-	-	-	-	-	-
Subsistence Allowance (SA)		6,098,000.00	-	6,098,000.00	6,098,000.00	-	-	-	6,098,000.00	-	-	-	-	-	-	-	-	-	-	-	-	-	-	-	-	-	-	-
Subsistence Allowance - Magna Carta Benefits for Science and	501020500	6,098,000.00	-	6,098,000.00	6,098,000.00	-	-	-	6,098,000.00	-	-	-	-	-	-	-	-	-	-	-	-	-	-	-	-	-	-	-
Laundry Allowance (LA)		924,000.00	-	924,000.00	924,000.00	-	-	-	924,000.00	-	-	-	-	-	-	-	-	-	-	-	-	-	-	-	-	-	-	-
Laundry Allowance - Magna Carta Benefits for Science and	501020600	924,000.00	-	924,000.00	924,000.00	-	-	-	924,000.00	-	-	-	-	-	-	-	-	-	-	-	-	-	-	-	-	-	-	-
Hazard Pay		24,089,000.00	-	24,089,000.00	24,089,000.00	-	-	-	24,089,000.00	-	-	-	-	-	-	-	-	-	-	-	-	-	-	-	-	-	-	-
HP - Magna Carta Benefits for Science and Technology under	501021100	24,089,000.00	-	24,089,000.00	24,089,000.00	-	-	-	24,089,000.00	-	-	-	-	-	-	-	-	-	-	-	-	-	-	-	-	-	-	-
Year End Bonus		9,007,000.00	-	9,007,000.00	9,007,000.00	-	-	-	9,007,000.00	-	-	-	-	-	-	-	-	-	-	-	-	-	-	-	-	-	-	-
Year End Bonus - Civilian	501021400	9,007,000.00	-	9,007,000.00	9,007,000.00	-	-	-	9,007,000.00	-	-	-	-	-	-	-	-	-	-	-	-	-	-	-	-	-	-	-
Cash Gift		1,145,000.00	-	1,145,000.00	1,145,000.00	-	-	-	1,145,000.00	-	-	-	-	-	-	-	-	-	-	-	-	-	-	-	-	-	-	-
Cash Gift - Civilian	501021500	1,145,000.00	-	1,145,000.00	1,145,000.00	-	-	-	1,145,000.00	-	-	-	-	-	-	-	-	-	-	-	-	-	-	-	-	-	-	-
Mid-Year Bonus		9,007,000.00	-	9,007,000.00	9,007,000.00	-	-	-	9,007,000.00	-	-	-	-	-	-	-	-	-	-	-	-	-	-	-	-	-	-	-
Mid-Year Bonus - Civilian	501021600	9,007,000.00	-	9,007,000.00	9,007,000.00	-	-	-	9,007,000.00	-	-	-	-	-	-	-	-	-	-	-	-	-	-	-	-	-	-	-
Other Bonuses and Allowances		1,145,000.00	-	1,145,000.00	1,145,000.00	-	-	-	1,145,000.00	-	-	-	-	-	-	-	-	-	-	-	-	-	-	-	-	-	-	-
Productivity Enhancement Incentive - Civilian	501029901	1,145,000.00	-	1,145,000.00	1,145,000.00	-	-	-	1,145,000.00	-	-	-	-	-	-	-	-	-	-	-	-	-	-	-	-	-	-	-
Personnel Benefit Contributions	501030000	2,952,000.00	-	2,952,000.00	2,952,000.00	-	-	-	2,952,000.00	-	-	-	-	856,669.90	-	-	-	-	561,761.12	-	-	-	561,761.12	-	2,095,340.10	-	294,888.78	
Pag-IBIG Contributions		274,000.00	-	274,000.00	274,000.00	-	-	-	274,000.00	-	-	-	-	114,400.00	-	-	-	-	68,400.00	-	-	-	68,400.00	-	159,600.00	-	45,000.00	
Pag-IBIG - Civilian	501030200	274,000.00	-	274,000.00	274,000.00	-	-	-	274,000.00	-	-	-	-	114,400.00	-	-	-	-	68,400.00	-	-	-	68,400.00	-	159,600.00	-	45,000.00	
PhilHealth Contributions		2,404,000.00	-	2,404,000.00	2,404,000.00	-	-	-	2,404,000.00	-	-	-	-	673,459.90	-	-	-	-	447,861.12	-	-	-	447,861.12	-	1,730,540.10	-	225,598.78	
PhilHealth - Civilian	501030300	2,404,000.00	-	2,404,000.00	2,404,000.00	-	-	-	2,404,000.00	-	-	-	-	673,459.90	-	-	-	-	447,861.12	-	-	-	447,861.12	-	1,730,540.10	-	225,598.78	
Employees Compensation Insurance Premiums (ECIP)		274,000.00	-	274,000.00	274,000.00	-	-	-	274,000.00	-	-	-	-	68,800.00	-	-	-	-	45,500.00	-	-	-	45,500.00	-	205,200.00	-	23,300.00	
ECIP - Civilian	501030400	274,000.00	-	274,000.00	274,000.00	-	-	-	274,000.00	-	-	-	-	68,800.00	-	-	-	-	45,500.00	-	-	-	45,500.00	-	205,200.00	-	23,300.00	
Other Personnel Benefits	501040000	346,000.00	-	346,000.00	346,000.00	-	-	-	346,000.00	-	-	-	-	6,087.43	-	-	-	-	4,790.11	-	-	-	4,790.11	-	339,912.57	-	1,297.32	
Terminal Leave Benefits		-	-	-	-	-	-	-	-	-	-	-	-	-	-	-	-	-	-	-	-	-	-	-	-	-	-	
Terminal Leave Benefits - Civilian	501040300	-	-	-	-	-	-	-	-	-	-	-	-	-	-	-	-	-	-	-	-	-	-	-	-	-	-	
Other Personnel Benefits		346,000.00	-	346,000.00	346,000.00	-	-	-	346,000.00	-	-	-	-	6,087.43	-	-	-	-	4,790.11	-	-	-	4,790.11	-	339,912.57	-	1,297.32	
Lump-sum for Step Increments - Length of Service	501049601	271,000.00	-	271,000.00	271,000.00	-	-	-	271,000.00	-	-	-	-	6,087.43	-	-	-	-	4,790.11	-	-	-	4,790.11	-	264,912.57	-	1,297.32	
Loyalty Award - Civilian	501049605	75,000.00	-	75,000.00	75,000.00	-	-	-	75,000.00	-	-	-	-	-	-	-	-	-	-	-	-	-	-	-	-	-	-	
Maintenance and Other Operating Expenses	502000000	526,646,000.00	-	526,646,000.00	526,646,000.00	-	-	-	526,646,000.00	-	-	-	-	125,565,800.88	-	-	-	-	31,969,770.55	-	-	-	31,969,770.55	-	401,680,199.12	-	93,596,030.33	
Traveling Expenses	502010000	53,677,000.00	(339,000.00)	53,338,000.00	53,677,000.00	(339,000.00)	-	-	53,338,000.00	-	-	-	-	3,366,416.19	-	-	-	-	2,411,201.92	-	-	-	2,411,201.92	-	49,671,583.61	-	955,214.27	
Traveling Expenses - Local	502010100	48,527,000.00	1,661,000.00	50,188,000.00	48,527,000.00	1,661,000.00	-	-	50,188,000.00	-	-	-	-	3,355,916.19	-	-	-	-	2,407,701.92	-	-	-	2,407,701.92	-	46,832,083.81	-	948,214.27	
Traveling Expenses - Foreign	502010200	5,150,000.00	(2,000,000.00)	3,150,000.00	5,150,000.00	(2,000,000.00)	-	-																				



STATEMENT OF APPROPRIATIONS, ALLOTMENTS, OBLIGATIONS, DISBURSEMENTS AND BALANCES  
As at the Quarter Ending March 31, 2024

Department : Department of Agriculture (DA)  
Agency/Entity : Office of the Secretary  
Operating Unit : Bureau of Soils and Water Management  
Organization Code (UACS) : 05 001 0200006  
Fund Cluster : 01 - Regular Agency Fund

✓ Current Year Appropriations  
Supplemental Appropriations  
Continuing Appropriations

Particulars	UACS CODE	Appropriation			Allotments					Current Year Obligations					Current Year Disbursements					Balances				
		Authorized	Adjustments	Adjusted	Allotments	Adjustments	Transfer	Transfer	Adjusted Total	1st Quarter	2nd Quarter	3rd Quarter	4th Quarter	Total	1st Quarter	2nd Quarter	3rd Quarter	4th Quarter	Total	Unreleased	Unobligated	Unpaid Obligations		
		Appropriation	(To)/From, Modifications/ Augmentations	Appropriations	Received	(Reductions, Modifications/ Augmentations)	To	From	Allotments	Ending Mar. 31	Ending June 30	Ending Sept. 30	Ending Dec. 31		Ending Mar. 31	Ending June 30	Ending Sept. 30	Ending Dec. 31		Appropriations	Alotment	Due and Demandable	Not Yet Due and Demandable	
1	2	3	4	5=(3+4)	6	7	8	9	10 = [(6+)-(7)+8+9]	11	12	13	14	15 = 11 + 12+13+14	16	17	18	19	20 = 16 + 17+18+19	21=(5-10)	22=(10-15)	23	24	
Repairs and Maintenance	502130000	32,534,000.00	(2,952,500.00)	29,581,500.00	32,534,000.00	(2,952,500.00)	-	-	29,581,500.00	1,476,843.00	-	-	-	1,476,843.00	8,960.00	-	-	-	8,960.00	-	28,104,657.00	-	1,467,883.00	
Repairs and Maintenance - Infrastructure Assets		2,500,000.00	-	2,500,000.00	2,500,000.00	-	-	-	2,500,000.00	-	-	-	-	-	-	-	-	-	-	-	2,500,000.00	-	-	
Sewer Systems	5021303003	2,500,000.00	-	2,500,000.00	2,500,000.00	-	-	-	2,500,000.00	-	-	-	-	-	-	-	-	-	-	-	2,500,000.00	-	-	
Repairs and Maintenance - Buildings and Other Structures		15,830,000.00	(4,000,000.00)	11,830,000.00	15,830,000.00	(4,000,000.00)	-	-	11,830,000.00	711,003.00	-	-	-	711,003.00	-	-	-	-	-	-	11,118,997.00	-	711,003.00	
Buildings	5021304001	14,520,000.00	(4,000,000.00)	10,520,000.00	14,520,000.00	(4,000,000.00)	-	-	10,520,000.00	711,003.00	-	-	-	711,003.00	-	-	-	-	-	-	9,808,997.00	-	711,003.00	
Other Structures	5021304099	1,310,000.00	-	1,310,000.00	1,310,000.00	-	-	-	1,310,000.00	-	-	-	-	-	-	-	-	-	-	-	1,310,000.00	-	-	
Repairs and Maintenance - Machinery and Equipment		11,971,000.00	87,500.00	12,058,500.00	11,971,000.00	87,500.00	-	-	12,058,500.00	16,240.00	-	-	-	16,240.00	8,960.00	-	-	-	8,960.00	-	12,042,260.00	-	7,280.00	
Office Equipment	5021305002	1,675,000.00	77,500.00	1,752,500.00	1,675,000.00	77,500.00	-	-	1,752,500.00	16,240.00	-	-	-	16,240.00	8,960.00	-	-	-	8,960.00	-	1,736,260.00	-	7,280.00	
Information and Communication Technology Equipment	5021305003	2,446,000.00	(40,000.00)	2,406,000.00	2,446,000.00	(40,000.00)	-	-	2,406,000.00	-	-	-	-	-	-	-	-	-	-	-	2,406,000.00	-	-	
Agricultural and Forestry Equipment	5021305004	50,000.00	-	50,000.00	50,000.00	-	-	-	50,000.00	-	-	-	-	-	-	-	-	-	-	-	50,000.00	-	-	
Technical and Scientific Equipment	5021305014	7,585,000.00	-	7,585,000.00	7,585,000.00	-	-	-	7,585,000.00	-	-	-	-	-	-	-	-	-	-	-	7,585,000.00	-	-	
Other Machinery and Equipment	5021305099	215,000.00	50,000.00	265,000.00	215,000.00	50,000.00	-	-	265,000.00	-	-	-	-	-	-	-	-	-	-	-	265,000.00	-	-	
Repairs and Maintenance - Transportation Equipment		1,460,000.00	-	1,460,000.00	1,460,000.00	-	-	-	1,460,000.00	749,600.00	-	-	-	749,600.00	-	-	-	-	-	-	710,400.00	-	749,600.00	
Motor Vehicles	5021306001	1,460,000.00	-	1,460,000.00	1,460,000.00	-	-	-	1,460,000.00	749,600.00	-	-	-	749,600.00	-	-	-	-	-	-	710,400.00	-	749,600.00	
Repairs and Maintenance - Semi-Expendable Machinery and Equipment		773,000.00	960,000.00	1,733,000.00	773,000.00	960,000.00	-	-	1,733,000.00	-	-	-	-	-	-	-	-	-	-	-	1,733,000.00	-	-	
Office Equipment	5021321002	25,000.00	-	25,000.00	25,000.00	-	-	-	25,000.00	-	-	-	-	-	-	-	-	-	-	-	25,000.00	-	-	
Information and Communications Technology Equipment	5021321003	70,000.00	-	70,000.00	70,000.00	-	-	-	70,000.00	-	-	-	-	-	-	-	-	-	-	-	70,000.00	-	-	
Agricultural and Forestry Equipment	5021321004	120,000.00	-	120,000.00	120,000.00	-	-	-	120,000.00	-	-	-	-	-	-	-	-	-	-	-	120,000.00	-	-	
Technical and Scientific Equipment	5021321013	558,000.00	-	558,000.00	558,000.00	-	-	-	558,000.00	-	-	-	-	-	-	-	-	-	-	-	558,000.00	-	-	
Other Machinery and Equipment	5021321099	-	960,000.00	960,000.00	-	960,000.00	-	-	960,000.00	-	-	-	-	-	-	-	-	-	-	-	960,000.00	-	-	
Financial Assistance/Subsidy		16,550,000.00	(6,568,640.00)	9,981,360.00	16,550,000.00	(6,568,640.00)	-	-	9,981,360.00	-	-	-	-	-	-	-	-	-	-	-	9,981,360.00	-	-	
Assistance to Other National Government Agencies	5021402000	-	4,963,280.00	4,963,280.00	-	4,963,280.00	-	-	4,963,280.00	-	-	-	-	-	-	-	-	-	-	-	4,963,280.00	-	-	
Assistance to Local Government Units	5021403000	-	5,017,280.00	5,017,280.00	-	5,017,280.00	-	-	5,017,280.00	-	-	-	-	-	-	-	-	-	-	-	5,017,280.00	-	-	
Subsidy to Regional Offices/Staff Bureaus	5021407000	16,550,000.00	(16,549,200.00)	800.00	16,550,000.00	(16,549,200.00)	-	-	800.00	-	-	-	-	-	-	-	-	-	-	-	800.00	-	-	
Taxes, Insurance Premiums and Other Fees		6,478,000.00	-	6,478,000.00	6,478,000.00	-	-	-	6,478,000.00	4,106,801.59	-	-	-	4,106,801.59	4,104,171.59	-	-	-	4,104,171.59	-	2,371,198.41	-	2,630.00	
Taxes, Duties and Licenses	5021501001	200,000.00	-	200,000.00	200,000.00	-	-	-	200,000.00	10,580.00	-	-	-	10,580.00	7,950.00	-	-	-	7,950.00	-	189,420.00	-	2,630.00	
Fidelity Bond Premiums	5021502000	278,000.00	-	278,000.00	278,000.00	-	-	-	278,000.00	83,812.50	-	-	-	83,812.50	83,812.50	-	-	-	83,812.50	-	194,187.50	-	-	
Insurance Expenses	5021503000	6,000,000.00	-	6,000,000.00	6,000,000.00	-	-	-	6,000,000.00	4,012,409.09	-	-	-	4,012,409.09	4,012,409.09	-	-	-	4,012,409.09	-	1,887,590.81	-	125,000.00	
Labor and Wages		2,718,000.00	-	2,718,000.00	2,718,000.00	-	-	-	2,718,000.00	475,000.00	-	-	-	475,000.00	350,000.00	-	-	-	350,000.00	-	2,243,000.00	-	125,000.00	
Other Maintenance and Operating Expenses	5029900000	94,458,000.00	1,302,435.55	95,760,435.55	94,458,000.00	1,302,435.55	-	-	95,760,435.55	11,520,400.19	-	-	-	11,520,400.19	2,269,188.28	-	-	-	2,269,188.28	-	84,238,035.36	-	9,251,211.91	
Printing and Publication Expenses	5029902000	2,597,000.00	75,000.00	2,672,000.00	2,597,000.00	75,000.00	-	-	2,672,000.00	174,232.19	-	-	-	174,232.19	4,500.00	-	-	-	4,500.00	-	2,497,767.81	-	169,732.19	
Representation Expenses	5029903000	13,639,000.00	(570,200.00)	13,068,800.00	13,639,000.00	(570,200.00)	-	-	13,068,800.00	2,254,551.00	-	-	-	2,254,551.00	264,158.25	-	-	-	264,158.25	-	10,814,249.00	-	1,960,384.75	
Transportation and Delivery Expenses	5029904000	605,000.00	-	605,000.00	605,000.00	-	-	-	605,000.00	-	-	-	-	-	-	-	-	-	-	-	605,000.00	-	-	
Rent/Lease Expenses		13,507,000.00	2,449,340.00	15,956,340.00	13,507,000.00	2,449,340.00	-	-	15,956,340.00	4,762,220.00	-	-	-	4,762,220.00	-	-	-	-	-	-	11,194,120.00	-	4,762,220.00	
Rents - Motor Vehicles	5029905003	13,291,000.00	2,449,340.00	15,740,340.00	13,291,000.00	2,449,340.00	-	-	15,740,340.00	4,762,220.00	-	-	-	4,762,220.00	-	-	-	-	-	-	10,978,120.00	-	4,762,220.00	
Rents - ICT Machinery and Equipment	5029905008	216,000.00	-	216,000.00	216,000.00	-	-	-	216,000.00	-	-	-	-	-	-	-	-	-	-	-	216,000.00	-	-	
Subscription Expenses		3,211,000.00	-	3,211,000.00	3,211,000.00	-	-	-	3,211,000.00	506,820.00	-	-	-	506,820.00	7,330.00	-	-	-	7,330.00	-	2,704,380.00	-	499,290.00	
ICT Software Subscription	5029907001	2,710,000.00	-	2,710,000.00	2,710,000.00	-	-	-	2,710,000.00	319,940.00	-	-	-	319,940.00	-	-	-	-	-	-	2,390,060.00	-	319,940.00	
Other Subscription Expenses	5029907099	501,000.00	-	501,000.00	501,000.00	-	-	-	501,000.00	186,880.00	-	-	-	186,880.00	7,330.00	-	-	-	7,330.00	-	314,320.00	-	179,350.00	
Other Maintenance and Operating Expenses		60,897,000.00	(851,704.45)	60,045,295.55	60,897,000.00	(851,704.45)	-	-	60,045,295.55	3,822,777.00	-	-	-	3,822,777.00	1,993,202.03	-	-	-	1,993,202.03	-	56,222,518.55	-	1,829,574.97	
Other Maintenance and Operating Expenses	5029999099	60,897,000.00	(851,704.45)	60,045,295.55	60,897,000.00	(851,704.45)	-	-	60,045,295.55	3,822,777.00	-	-	-	3,822,777.00	1,993,202.03	-	-	-	1,993,202.03	-	56,222,518.55	-	1,829,574.97	
Capital Outlays		3,424,495,000.00	-	3,424,495,000.00	3,424,495,000.00	-	-	-	3,424,495,000.00	265,985,480.00	-	-	-	265,985,480.00	-	-	-	-	-	-	3,158,509,520.00	-	265,985,480.00	
Property, Plant and Equipment Outlay		3,423,595,000.00	-	3,423,595,000.00	3,423,595,000.00	-	-	-	3,423,595,000.00	265,745,480.00	-	-	-	265,745,480.00	-	-	-	-	-	-	3,157,849,520.00	-	265,745,480.00	
Buildings and Other Structures		3,000,000.00	-	3,000,000.00	3,000,000.00	-	-	-	3,000,000.00	-	-	-	-											



STATEMENT OF APPROPRIATIONS, ALLOTMENTS, OBLIGATIONS, DISBURSEMENTS AND BALANCES  
As at the Quarter Ending March 31, 2024

Department : Department of Agriculture (DA)  
Agency/Entity : Office of the Secretary  
Operating Unit : Bureau of Soils and Water Management  
Organization Code (UACS) : 05 001 0200006  
Fund Cluster : 01 - Regular Agency Fund

<input checked="" type="checkbox"/>	Current Year Appropriations
<input type="checkbox"/>	Supplemental Appropriations
<input type="checkbox"/>	Continuing Appropriations

Particulars	UACS CODE	Appropriation		Allotments					Current Year Obligations					Current Year Disbursements					Balances					
		Authorized Appropriation	Adjustments (Transfer To)/From, Modifications/	Adjusted Appropriations	Allotments Received	Adjustments (Reductions, Modifications/ Augmentations/	Transfer To	Transfer From	Adjusted Total Allotments	1st Quarter Ending Mar. 31	2nd Quarter Ending June 30	3rd Quarter Ending Sept. 30	4th Quarter Ending Dec. 31	Total	1st Quarter Ending Mar. 31	2nd Quarter Ending June 30	3rd Quarter Ending Sept. 30	4th Quarter Ending Dec. 31	Total	Unreleased Appropriations	Unobligated Allotment	Unpaid Obligations (15-20) = (23+24)		
1	2	3	4	5(2+4)	6	7	8	9	10=(7+8+9)	11	12	13	14	15=(11+12+13+14)	16	17	18	19	20=(16+17+18+19)	21=(5-19)	22=(10-19)	23	24	
MODE		23,130,000.00	0.00	23,130,000.00	23,130,000.00	0.00	0.00	0.00	23,130,000.00	1,770,120.69	0.00	0.00	0.00	1,770,120.69	474,920.96	0.00	0.00	0.00	474,920.96	0.00	21,359,879.31	0.00	1,295,199.73	0.00
CO		3,000,000.00	0.00	3,000,000.00	3,000,000.00	0.00	0.00	0.00	3,000,000.00	0.00	0.00	0.00	0.00	0.00	0.00	0.00	0.00	0.00	0.00	0.00	3,000,000.00	0.00	0.00	0.00
LOCALLY-FUNDED AND FOREIGN-ASSISTED PROGRAM	3105000000000000	916,024,000.00	0.00	916,024,000.00	916,024,000.00	0.00	0.00	0.00	916,024,000.00	56,171,066.32	0.00	0.00	0.00	56,171,066.32	7,436,128.79	0.00	0.00	0.00	7,436,128.79	0.00	859,852,933.68	0.00	48,734,937.33	0.00
National Soil Health Program	3105002000032000	916,024,000.00	0.00	916,024,000.00	916,024,000.00	0.00	0.00	0.00	916,024,000.00	56,171,066.32	0.00	0.00	0.00	56,171,066.32	7,436,128.79	0.00	0.00	0.00	7,436,128.79	0.00	859,852,933.68	0.00	48,734,937.33	0.00
MODE		193,524,000.00	0.00	193,524,000.00	193,524,000.00	0.00	0.00	0.00	193,524,000.00	56,171,066.32	0.00	0.00	0.00	56,171,066.32	7,436,128.79	0.00	0.00	0.00	7,436,128.79	0.00	137,352,933.68	0.00	48,734,937.33	0.00
CO		722,500,000.00	0.00	722,500,000.00	722,500,000.00	0.00	0.00	0.00	722,500,000.00	0.00	0.00	0.00	0.00	0.00	0.00	0.00	0.00	0.00	0.00	0.00	722,500,000.00	0.00	0.00	0.00
Sub-Total, Operations		3,828,546,000.00	0.00	3,828,546,000.00	3,828,546,000.00	0.00	0.00	0.00	3,828,546,000.00	353,694,851.86	0.00	0.00	0.00	353,694,851.86	21,442,495.24	0.00	0.00	0.00	21,442,495.24	0.00	3,474,851,148.14	0.00	332,252,356.62	0.00
PS		17,840,000.00	0.00	17,840,000.00	17,840,000.00	0.00	0.00	0.00	17,840,000.00	4,082,053.42	0.00	0.00	0.00	4,082,053.42	3,574,152.02	0.00	0.00	0.00	3,574,152.02	0.00	13,579,846.58	0.00	507,901.40	0.00
MODE		397,236,000.00	0.00	397,236,000.00	397,236,000.00	0.00	0.00	0.00	397,236,000.00	92,232,318.44	0.00	0.00	0.00	92,232,318.44	17,868,343.22	0.00	0.00	0.00	17,868,343.22	0.00	305,003,681.58	0.00	74,363,975.22	0.00
CO		3,413,470,000.00	0.00	3,413,470,000.00	3,413,470,000.00	0.00	0.00	0.00	3,413,470,000.00	257,380,480.00	0.00	0.00	0.00	257,380,480.00	0.00	0.00	0.00	0.00	0.00	0.00	3,156,089,520.00	0.00	257,380,480.00	0.00
Sub-Total, I. Agency Specific Budget		4,122,192,000.00	0.00	4,122,192,000.00	4,122,192,000.00	0.00	0.00	0.00	4,122,192,000.00	421,624,161.45	0.00	0.00	0.00	421,624,161.45	58,365,444.01	0.00	0.00	0.00	58,365,444.01	0.00	3,709,567,838.55	0.00	363,258,717.44	0.00
PS		171,051,000.00	0.00	171,051,000.00	171,051,000.00	0.00	0.00	0.00	171,051,000.00	30,072,880.57	0.00	0.00	0.00	30,072,880.57	26,395,673.46	0.00	0.00	0.00	26,395,673.46	0.00	140,978,119.43	0.00	3,677,207.11	0.00
MODE		526,646,000.00	0.00	526,646,000.00	526,646,000.00	0.00	0.00	0.00	526,646,000.00	125,565,800.88	0.00	0.00	0.00	125,565,800.88	31,969,770.55	0.00	0.00	0.00	31,969,770.55	0.00	401,080,199.12	0.00	93,596,030.33	0.00
CO		3,424,495,000.00	0.00	3,424,495,000.00	3,424,495,000.00	0.00	0.00	0.00	3,424,495,000.00	265,985,480.00	0.00	0.00	0.00	265,985,480.00	0.00	0.00	0.00	0.00	0.00	0.00	3,158,509,520.00	0.00	265,985,480.00	0.00
II. Automatic Appropriations		12,971,000.00	0.00	12,971,000.00	12,971,000.00	0.00	0.00	0.00	12,971,000.00	3,283,505.85	0.00	0.00	0.00	3,283,505.85	2,163,826.32	0.00	0.00	0.00	2,163,826.32	0.00	9,687,494.15	0.00	1,119,679.53	0.00
Retirement and Life Insurance Premiums	1104102	12,971,000.00	0.00	12,971,000.00	12,971,000.00	0.00	0.00	0.00	12,971,000.00	3,283,505.85	0.00	0.00	0.00	3,283,505.85	2,163,826.32	0.00	0.00	0.00	2,163,826.32	0.00	9,687,494.15	0.00	1,119,679.53	0.00
General Administration and Support	1000000000000000	1,378,000.00	0.00	1,378,000.00	1,378,000.00	0.00	0.00	0.00	1,378,000.00	342,800.77	0.00	0.00	0.00	342,800.77	241,734.28	0.00	0.00	0.00	241,734.28	0.00	1,035,199.23	0.00	101,066.49	0.00
General management and supervision	100000100001000	1,378,000.00	0.00	1,378,000.00	1,378,000.00	0.00	0.00	0.00	1,378,000.00	342,800.77	0.00	0.00	0.00	342,800.77	241,734.28	0.00	0.00	0.00	241,734.28	0.00	1,035,199.23	0.00	101,066.49	0.00
PS		1,378,000.00	0.00	1,378,000.00	1,378,000.00	0.00	0.00	0.00	1,378,000.00	342,800.77	0.00	0.00	0.00	342,800.77	241,734.28	0.00	0.00	0.00	241,734.28	0.00	1,035,199.23	0.00	101,066.49	0.00
Support to Operations	2000000000000000	9,924,000.00	0.00	9,924,000.00	9,924,000.00	0.00	0.00	0.00	9,924,000.00	2,327,694.07	0.00	0.00	0.00	2,327,694.07	1,408,188.94	0.00	0.00	0.00	1,408,188.94	0.00	7,596,305.93	0.00	919,495.13	0.00
Planning and policy formulation for soil and water resources conservation, management and development (BSWM)	200000100001000	9,924,000.00	0.00	9,924,000.00	9,924,000.00	0.00	0.00	0.00	9,924,000.00	2,327,694.07	0.00	0.00	0.00	2,327,694.07	1,408,188.94	0.00	0.00	0.00	1,408,188.94	0.00	7,596,305.93	0.00	919,495.13	0.00
PS		9,924,000.00	0.00	9,924,000.00	9,924,000.00	0.00	0.00	0.00	9,924,000.00	2,327,694.07	0.00	0.00	0.00	2,327,694.07	1,408,188.94	0.00	0.00	0.00	1,408,188.94	0.00	7,596,305.93	0.00	919,495.13	0.00
Operations	3000000000000000	1,669,000.00	0.00	1,669,000.00	1,669,000.00	0.00	0.00	0.00	1,669,000.00	613,011.01	0.00	0.00	0.00	613,011.01	513,893.10	0.00	0.00	0.00	513,893.10	0.00	1,055,988.99	0.00	99,117.91	0.00
CO - productivity in the agricultural sector increased	3100000000000000	1,669,000.00	0.00	1,669,000.00	1,669,000.00	0.00	0.00	0.00	1,669,000.00	613,011.01	0.00	0.00	0.00	613,011.01	513,893.10	0.00	0.00	0.00	513,893.10	0.00	1,055,988.99	0.00	99,117.91	0.00
AGRICULTURAL MACHINERY, EQUIPMENT, FACILITIES AND INFRASTRUCTURES PROGRAM	3102000000000000	1,669,000.00	0.00	1,669,000.00	1,669,000.00	0.00	0.00	0.00	1,669,000.00	613,011.01	0.00	0.00	0.00	613,011.01	513,893.10	0.00	0.00	0.00	513,893.10	0.00	1,055,988.99	0.00	99,117.91	0.00
IRRIGATION NETWORK SERVICES (INS) SUB-PROGRAM	3102020000000000	1,669,000.00	0.00	1,669,000.00	1,669,000.00	0.00	0.00	0.00	1,669,000.00	613,011.01	0.00	0.00	0.00	613,011.01	513,893.10	0.00	0.00	0.00	513,893.10	0.00	1,055,988.99	0.00	99,117.91	0.00
Other Water Resources Projects	3102021000040000	1,669,000.00	0.00	1,669,000.00	1,669,000.00	0.00	0.00	0.00	1,669,000.00	613,011.01	0.00	0.00	0.00	613,011.01	513,893.10	0.00	0.00	0.00	513,893.10	0.00	1,055,988.99	0.00	99,117.91	0.00
PS		1,669,000.00	0.00	1,669,000.00	1,669,000.00	0.00	0.00	0.00	1,669,000.00	613,011.01	0.00	0.00	0.00	613,011.01	513,893.10	0.00	0.00	0.00	513,893.10	0.00	1,055,988.99	0.00	99,117.91	0.00
Sub-Total II. Automatic Appropriations		12,971,000.00	0.00	12,971,000.00	12,971,000.00	0.00	0.00	0.00	12,971,000.00	3,283,505.85	0.00	0.00	0.00	3,283,505.85	2,163,826.32	0.00	0.00	0.00	2,163,826.32	0.00	9,687,494.15	0.00	1,119,679.53	0.00
PS		12,971,000.00	0.00	12,971,000.00	12,971,000.00	0.00	0.00	0.00	12,971,000.00	3,283,505.85	0.00	0.00	0.00	3,283,505.85	2,163,826.32	0.00	0.00	0.00	2,163,826.32	0.00	9,687,494.15	0.00	1,119,679.53	0.00
III. Special Purpose Fund		0.00	638,301.00	638,301.00	0.00	638,301.00	0.00	0.00	638,301.00	638,300.82	0.00	0.00	0.00	638,300.82	633,800.82	0.00	0.00	0.00	633,800.82	0.00	0.18	0.00	4,500.00	0.00
Pension and Gratuity Fund	1101407	0.00	638,301.00	638,301.00	0.00	638,301.00	0.00	0.00	638,301.00	638,300.82	0.00	0.00	0.00	638,300.82	633,800.82	0.00	0.00	0.00	633,800.82	0.00	0.18	0.00	4,500.00	0.00
PS		0.00	638,301.00	638,301.00	0.00	638,301.00	0.00	0.00	638,301.00	638,300.82	0.00	0.00	0.00	638,300.82	633,800.82	0.00	0.00	0.00	633,800.82	0.00	0.18	0.00	4,500.00	0.00
Sub-Total III. Special Purpose Fund		0.00	638,301.00	638,301.00	0.00	638,301.00	0.00	0.00	638,301.00	638,300.82	0.00	0.00	0.00	638,300.82	633,800.82	0.00	0.00	0.00	633,800.82	0.00	0.18	0.00	4,500.00	



STATUS OF FUNDS  
 BUREAU OF SOILS AND WATER MANAGEMENT  
 STATEMENT OF ALLOTMENTS, OBLIGATIONS AND BALANCES AS OF MARCH 31, 2024  
 2024 CURRENT FUND


PARTICULARS	ALLOTMENTS				OBLIGATIONS				BALANCES			
	PS	MOOE	CO	TOTAL	PS	MOOE	CO	TOTAL	PS	MOOE	CO	TOTAL
AGENCY SPECIFIC BUDGET												
GENERAL ADMINISTRATION AND SUPPORT												
100000100001000 (General management and supervision)	46,323,000.00	13,428,000.00	8,425,000.00	68,176,000.00	3,267,549.87	1,368,766.34	8,365,000.00	13,001,316.21	43,055,450.13	12,059,233.66	60,000.00	55,174,683.79
TOTAL, GAS	46,323,000.00	13,428,000.00	8,425,000.00	68,176,000.00	3,267,549.87	1,368,766.34	8,365,000.00	13,001,316.21	43,055,450.13	12,059,233.66	60,000.00	55,174,683.79
SUPPORT TO OPERATIONS												
200000100001000 (Planning and policy formulation for soil and water resources conservation, management and development)	106,888,000.00	85,552,000.00		192,440,000.00	22,723,277.28	27,780,579.10		50,503,856.38	84,164,722.72	57,771,420.90	-	141,936,143.62
200000100003000 (Information and Communication Technology (ICT) management support)		530,000.00	2,600,000.00	3,130,000.00		180,000.00	240,000.00	420,000.00	-	350,000.00	2,360,000.00	2,710,000.00
200000100009000 (Field program management activities)		29,900,000.00		29,900,000.00		4,004,137.00		4,004,137.00	-	25,895,863.00	-	25,895,863.00
TOTAL, STO	106,888,000.00	115,982,000.00	2,600,000.00	225,470,000.00	22,723,277.28	31,964,716.10	240,000.00	54,927,993.38	84,164,722.72	84,017,283.90	2,360,000.00	170,542,006.62
OPERATIONS												
TECHNICAL AND SUPPORT SERVICES												
Production Support Service (PSS)												
310101100001000 (PSS Rice)		17,280,000.00	1,223,000.00	18,503,000.00						17,280,000.00	1,223,000.00	18,503,000.00
TOTAL, PSS	-	17,280,000.00	1,223,000.00	18,503,000.00	-	-	-	-	-	17,280,000.00	1,223,000.00	18,503,000.00
Extension Support, Education and Training Services (ESETS)												
310103100001000 (ESETS Rice)		43,905,000.00		43,905,000.00		7,891,155.78		7,891,155.78	-	36,013,844.22	-	36,013,844.22
310103100005000 (ESETS OAP)		1,400,000.00		1,400,000.00					-	1,400,000.00	-	1,400,000.00
TOTAL, ESETS	-	45,305,000.00	-	45,305,000.00	-	7,891,155.78	-	7,891,155.78	-	37,413,844.22	-	37,413,844.22
Research and Development (R&D) Services												
310104100006000 (R&D Other)		35,476,000.00	2,500,000.00	37,976,000.00		10,913,211.78		10,913,211.78	-	24,562,788.22	2,500,000.00	27,062,788.22
TOTAL, R&D	-	35,476,000.00	2,500,000.00	37,976,000.00	-	10,913,211.78	-	10,913,211.78	-	24,562,788.22	2,500,000.00	27,062,788.22
AGRICULTURAL EQUIPMENT AND FACILITIES SUPPORT SERVICES												
Provision of Agricultural Equipment and Facilities (PAEF)												
310201100001000 (PAEF RICE)		34,050,000.00	1,965,950,000.00	2,000,000,000.00		6,974,107.80		6,974,107.80	-	27,075,892.20	1,965,950,000.00	1,993,025,892.20
310201100003000 (PAEF CORN)		9,000,000.00	400,500,000.00	409,500,000.00		1,117,736.75		1,117,736.75	-	7,882,263.25	400,500,000.00	408,382,263.25
310201100004000 (PAEF HVCDP)			100,050,000.00	100,050,000.00			40,037,697.34	40,037,697.34	-	-	60,012,302.66	60,012,302.66
310201100005000 (PAEF OAP)			217,747,000.00	217,747,000.00			217,342,782.66	217,342,782.66	-	-	404,217.34	404,217.34
TOTAL, PAEF	-	43,050,000.00	2,684,247,000.00	2,727,297,000.00	-	8,091,844.55	257,380,480.00	265,472,324.55	-	34,958,155.45	2,426,866,520.00	2,461,824,675.45
Irrigation Network Service (INS)												
310202100004000 (INS Various)	17,840,000.00	39,471,000.00		57,311,000.00	4,082,053.42	7,394,919.32		11,476,972.74	13,757,946.58	32,076,080.68	-	45,834,027.26
TOTAL, INS	17,840,000.00	39,471,000.00	-	57,311,000.00	4,082,053.42	7,394,919.32	-	11,476,972.74	13,757,946.58	32,076,080.68	-	45,834,027.26
AGRICULTURE AND FISHERY REGULATORY SUPPORT PROGRAM												
Registration and Licensing												
310400100004000 (Registration and Licensing)		23,130,000.00	3,000,000.00	26,130,000.00		1,770,120.69		1,770,120.69	-	21,359,879.31	3,000,000.00	24,359,879.31
TOTAL, R&L	-	23,130,000.00	3,000,000.00	26,130,000.00	-	1,770,120.69	-	1,770,120.69	-	21,359,879.31	3,000,000.00	24,359,879.31
LOCALLY FUNDED AND FOREIGN ASSISTED PROGRAMS												
Locally Funded Projects												
310500200032000 (National Soil Health Program)		193,524,000.00	722,500,000.00	916,024,000.00		56,171,066.32		56,171,066.32	-	137,352,933.68	722,500,000.00	859,852,933.68
TOTAL, LFP	-	193,524,000.00	722,500,000.00	916,024,000.00	-	56,171,066.32	-	56,171,066.32	-	137,352,933.68	722,500,000.00	859,852,933.68
AUTOMATIC APPROPRIATION												
100000100001000 (RLIP) GAS	1,378,000.00			1,378,000.00	342,800.77			342,800.77	1,035,199.23	-	-	1,035,199.23
200000100001000 (RLIP) STO	9,924,000.00			9,924,000.00	2,327,694.07			2,327,694.07	7,596,305.93	-	-	7,596,305.93
310202100004000 (RLIP) INS Various	1,669,000.00			1,669,000.00	613,011.01			613,011.01	1,055,988.99	-	-	1,055,988.99
TOTAL, RLIP	12,971,000.00	-	-	12,971,000.00	3,283,505.85	-	-	3,283,505.85	9,687,494.15	-	-	9,687,494.15
SPECIAL PURPOSE FUND												
PENSION AND GRATUITY FUND												
SARO-BMB-E-24-0001261	638,301.00			638,301.00	638,300.82			638,300.82	0.18	-	-	0.18
TOTAL, SPF	638,301.00	-	-	638,301.00	638,300.82	-	-	638,300.82	0.18	-	-	0.18
TOTAL CURRENT APPROPRIATION	184,668,301.00	526,946,000.00	3,424,495,000.00	4,135,801,301.00	33,994,687.24	125,565,800.88	265,985,480.00	425,545,968.12	150,665,613.76	401,080,199.12	3,158,509,520.00	3,716,255,332.88

CERTIFIED CORRECT:

  
 SARAH B. SUMINISTRADO  
 Budget Officer

  
 RODRIGO I. ABLAZA  
 Chief Accountant

APPROVED BY:

  
 GINA P. NILO, Ph.D.  
 Director

**STATEMENT OF APPROVED BUDGET, UTILIZATIONS, DISBURSEMENT AND BALANCES FOR TRUST RECEIPT**  
As at the Quarter Ending March 31, 2024

FAR 6

Department : Department of Agriculture  
Agency/Entity : Office of the Secretary  
Operating Unit : BSWM  
Organization Code : 05 001 01 00000  
Fund Cluster : 07

Inter Agency Fund Transfer

Source Agencies and Projects	Approved Budget			Utilizations					Disbursements					Balances		
	Approved Budgeted Revenue/Receipt	Adjustments (Additional Reductions, Modifications, Amendments)	Adjusted Budgeted Revenue	1st Quarter	2nd Quarter	3rd Quarter	4th Quarter	Total	1st Quarter	2nd Quarter	3rd Quarter	4th Quarter	Total	Unutilized Budget	Unliquidated	
															Due and Demandable	Not Yet Due and Demandable
	0.00	0.00	0.00	0.00	0.00	0.00	0.00	0.00	0.00	0.00	0.00	0.00	0.00	0.00		0.00
	0.00	0.00	0.00	0.00	0.00	0.00	0.00	0.00	0.00	0.00	0.00	0.00	0.00	0.00		0.00
	0.00	0.00	0.00	0.00	0.00	0.00	0.00	0.00	0.00	0.00	0.00	0.00	0.00	0.00		0.00
			0.00					0.00					0.00	0.00		0.00
<b>Grand Total</b>	0.00	0.00	0.00	0.00	0.00	0.00	0.00	0.00	0.00	0.00	0.00	0.00	0.00	0.00		0.00
PS	0.00	0.00	0.00	0.00	0.00	0.00	0.00	0.00	0.00	0.00	0.00	0.00	0.00	0.00		0.00
MOOE	0.00	0.00	0.00	0.00	0.00	0.00	0.00	0.00	0.00	0.00	0.00	0.00	0.00	0.00		0.00
FINEX	0.00	0.00	0.00	0.00	0.00	0.00	0.00	0.00	0.00	0.00	0.00	0.00	0.00	0.00		0.00
CO	0.00	0.00	0.00	0.00	0.00	0.00	0.00	0.00	0.00	0.00	0.00	0.00	0.00	0.00		0.00

Certified Correct:

Certified Correct:

Recommending Approval:

SARAH B. SUMINISTRADO  
Budget Officer

RODRIGO L. ABLAZA  
Chief Accountant

GINA P. NHO PR.D.  
Director

**STATEMENT OF APPROVED BUDGET, UTILIZATIONS, DISBURSEMENT AND BALANCES FOR TRUST RECEIPT**  
As at the Quarter Ending March 31, 2024

FAR 6

Department : Department of Agriculture  
Agency/Entity : Office of the Secretary  
Operating Unit : **BSWM**  
Organization Code : 05 001 01 00000  
Fund Cluster : 07

Intra Agency Fund Transfer

Source Agencies and Projects	Approved Budget			Utilizations					Disbursements					Balances		
	Approved Budgeted Revenue/Receipt	Adjustments (Additional, Reductions, Modifications/ Augmentations)	Adjusted Budgeted Revenue	1st Quarter	2nd Quarter	3rd Quarter	4th Quarter	Total	1st Quarter	2nd Quarter	3rd Quarter	4th Quarter	Total	Unutilized Budget	Unliquidated	
															Due and Demandable	Not Yet Due and Demandable
	0.00		0.00	0.00	0.00	0.00	0.00	0.00	0.00	0.00	0.00	0.00	0.00	0.00		0.00
	0.00		0.00	0.00	0.00	0.00	0.00	0.00	0.00	0.00	0.00	0.00	0.00	0.00		0.00
	0.00		0.00	0.00	0.00	0.00	0.00	0.00	0.00	0.00	0.00	0.00	0.00	0.00		0.00
	0.00	0.00	0.00	0.00	0.00	0.00	0.00	0.00	0.00	0.00	0.00	0.00	0.00	0.00		0.00
			0.00					0.00					0.00	0.00		0.00
<b>Grand Total</b>	0.00	0.00	0.00	0.00	0.00	0.00	0.00	0.00	0.00	0.00	0.00	0.00	0.00	0.00		0.00
PS	0.00	0.00	0.00	0.00	0.00	0.00	0.00	0.00	0.00	0.00	0.00	0.00	0.00	0.00		0.00
MOOE	0.00	0.00	0.00	0.00	0.00	0.00	0.00	0.00	0.00	0.00	0.00	0.00	0.00	0.00		0.00
FINEX	0.00	0.00	0.00	0.00	0.00	0.00	0.00	0.00	0.00	0.00	0.00	0.00	0.00	0.00		0.00
CO	0.00	0.00	0.00	0.00	0.00	0.00	0.00	0.00	0.00	0.00	0.00	0.00	0.00	0.00		0.00

Certified Correct:

Certified Correct:

Recommending Approval:

**SARAH B. SUMINISTRADO**  
Budget Officer

**RODRIGO I. ABLAZA**  
Chief Accountant

**GINA P. NILO, Ph.D.**  
Director



**QUARTERLY REPORT OF REVENUE AND OTHER RECEIPTS**  
As at the Quarter Ending March 31, 2024

Department : DEPARTMENT OF AGRICULTURE  
 Agency : OFFICE OF THE SECRETARY  
 Operating Unit : BUREAU OF SOILS AND WATER MANAGEMENT (BSWM)  
 Organization Code (UACS) : 0500102000006  
 Funding Source Code (as clustered) : FUND CLUSTER 01 - REGULAR AGENCY FUND

CLASSIFICATION / SOURCES OF REVENUE AND OTHER RECEIPTS	UACS Code	REVENUE TARGET (Annual)	ACTUAL REVENUE AND OTHER RECEIPTS COLLECTIONS		CUMULATIVE REMITTANCE / DEPOSITS TO DATE			VARIANCE		REMARKS
			1st Quarter	TOTAL	Remittance to BTr	Deposited with AGDB	TOTAL	AMOUNT	%	
1	2	3	4	8=(4+5+6+7)	9	10	11=(9+10)	12=(8-3)	13=(12/3)	14
<b>A. Regular Agency Fund (Fund Cluster Code 01)</b>										
<b>A.1. Revenue Collections</b>										
<b>A.1.1 Cash Revenue Non-Tax</b>										
Other Service Income	40201990 99	1,055,000.00	101,025.00	101,025.00	101,025.00		101,025.00	(953,975.00)	-0.904241706	
Miscellaneous Inco	40609990 00		69,200.00	69,200.00	69,200.00		69,200.00	69,200.00	#DIV/0!	
<b>A.2. Non-Revenue Collections/Other Receipts</b>										
<b>A.2.1 Cash Receipts Others</b>										
Advances to Disbursing Officer	19901030 00		83,894.60	83,894.60	83,894.60		83,894.60	83,894.60	#DIV/0!	
Advances to Officers and Employees	19901040 00		51,403.00	51,403.00	51,403.00		51,403.00	51,403.00	#DIV/0!	
Agriculturaland Marine Supplies Expenses	50203100 00		85,871.00	85,871.00	85,871.00		85,871.00	85,871.00	#DIV/0!	
Water Expenses	50204010 00		3,053.78	3,053.78	3,053.78		3,053.78	3,053.78	#DIV/0!	
Electricity Expenses	50204020 00		6,631.68	6,631.68	6,631.68		6,631.68	6,631.68	#DIV/0!	
Due from LGUs	10303030 00		37,141.71	37,141.71	37,141.71		37,141.71	37,141.71	#DIV/0!	
Disallowances	10399010 00		17,592.48	17,592.48	17,592.48		17,592.48	17,592.48	#DIV/0!	
Due from Officers and Employees	10399020 00		10,555.61	10,555.61	10,555.61		10,555.61	10,555.61	#DIV/0!	
Bank Charge										
<b>TOTAL</b>		<b>1,055,000.00</b>	<b>466,368.86</b>	<b>466,368.86</b>	<b>466,368.86</b>	<b>-</b>	<b>466,368.86</b>	<b>(588,631.14)</b>		

Certified Correct :

**RODRIGO I. ABLAZA**  
Chief Accountant

Approved By :

**GINA F. NILO, Ph.D.**  
Director

**QUARTERLY REPORT OF REVENUE AND OTHER RECEIPTS**  
As at the Quarter Ending March 31, 2024

Department : DEPARTMENT OF AGRICULTURE  
 Agency : OFFICE OF THE SECRETARY  
 Operating Unit : BUREAU OF SOILS AND WATER MANAGEMENT (BSWM)  
 Organization Code (UACS) : 0500102000006  
 Funding Source Code (as clustered) : FUND CLUSTER 06 - BUSINESS RELATED/REVOLVING FUND

CLASSIFICATION / SOURCES OF REVENUE AND OTHER RECEIPTS	UACS Code	REVENUE TARGET (Annual)	ACTUAL REVENUE AND OTHER RECEIPTS COLLECTIONS		CUMULATIVE REMITTANCE / DEPOSITS TO DATE			VARIANCE		REMARKS
			1st Quarter	TOTAL	Remittance to BTr	Deposited with AGDB	TOTAL	AMOUNT	%	
1	2	3	4	8=(4+5+6+7)	9	10	11=(9+10)	12=(8-3)	13=(12/3)	14
F. Business Related/Revolving Fund (Fund Cluster Code 06)										
F.1. Revenue Collections										
F.1.1 Cash Revenue										
Non-Tax										
Rent/Lease Income	40202050 00	43,050.00	45,600.00	45,600.00		45,600.00	45,600.00	2,550.00	0.059233449	
Income from Hostels/Dormitories and Other Like Facilities	40202130 00	842,100.00	543,472.50	543,472.50		543,472.50	543,472.50	(298,627.50)	-0.354622373	
<b>TOTAL</b>		<b>885,150.00</b>	<b>589,072.50</b>	<b>589,072.50</b>	<b>-</b>	<b>589,072.50</b>	<b>589,072.50</b>	<b>(295,077.50)</b>		

Certified Correct :

**RODRIGO I. ABLAZA**  
Chief Accountant

Approved By :

**GINA P. WLO, Ph.D.**  
Head of Agency

QUARTERLY REPORT OF REVENUE AND OTHER RECEIPTS  
As at the Quarter Ending March 31, 2024

Department : DEPARTMENT OF AGRICULTURE  
 Agency/Entity : OFFICE OF THE SECRETARY  
 Operating Unit : BUREAU OF SOILS AND WATER MANAGEMENT (BSWM)  
 Organization Code (UACS) : 0500102000006  
 Fund Cluster : 07 - TRUST RECEIPTS

CLASSIFICATION / SOURCES OF REVENUE AND OTHER RECEIPTS	UACS Code	REVENUE TARGET (Annual) 3	ACTUAL REVENUE AND OTHER RECEIPTS COLLECTIONS		CUMULATIVE REMITTANCE / DEPOSITS TO DATE			VARIANCE		REMARKS
			1st Quarter 4	TOTAL 8=(4+5+6+7)	Remittance to BTr 9	Deposited with AGDB 10	TOTAL 11=(9+10)	AMOUNT 12=(8-3)	% 13=(12/3)	
<b>G. Trust Receipts (Fund Cluster Code 07)</b>										
<b>G.1. Inter-Agency Transferred Funds (IATF) Deposited with the National Treasury</b>										
Due to NGAs	2020105000	-								
Due to GOCCs	2020106000	-								
Due to LGUs	2020107000	-								
<b>G.2. Other Trust Receipts Deposited with the National Treasury</b>										
Retention Fees	2040104000									
Performance Bond	2040104000	463,050.00	509,023.00	509,023.00		509,023.00	509,023.00	45,973.00		
Bail Bonds										
Others (Pls. specify)										
<b>G.3. Other Trust Receipts Deposited with Authorized Government Depository Banks (AGDB)</b>										
Proceeds from sale of bid documents	2040101000	84,000.00	169,400.00	169,400.00		169,400.00	169,400.00	85,400.00		
Donation for Disaster Risk Reduction and Management Program										
Other Trust Liabilities (Please specify)	2040101000									
<b>TOTAL</b>		<b>547,050.00</b>	<b>678,423.00</b>	<b>678,423.00</b>	<b>-</b>	<b>678,423.00</b>	<b>678,423.00</b>	<b>131,373.00</b>		

Certified Correct :

RODRIGO I. ABLAZA  
Chief Accountant

Approved By :

GINA P. NUO, Ph.D.  
Director



MONTHLY REPORT OF DISBURSEMENTS  
For the month of January 2024

Department : Department of Agriculture (DA)  
Agency/Entity : Office of the Secretary  
Operating Unit : Bureau of Soils and Water Management  
Organization : 05 001 020006  
Fund Cluster : 01 - Regular Agency Fund

Particulars	Current Year Budget					Prior Year's Accounts Payable					Prior Year's Budget					Current Year's Accounts Payable					Trust Liabilities					Grand Total					Remarks
	PS	MOOE	FinEx	CO	TOTAL	PS	MOOE	FinEx	CO	Sub-Total	PS	MOOE	FinEx	CO	Sub-Total	TOTAL	SUB-TOTAL	PS	MOOE	CO	TOTAL	PS	MOOE	FinEx	CO	TOTAL					
	1	2	3	4	5	6=(2+3+4+5)	7	8	9	10	11=(7+8+9+10)	12	13	14	15	16=(12+13+14+15)	17=(11+16)	18=(17+18)	19	20	21	22=(19+20+21)	23	24	25	26	27=(23+24+25+26)	28			
CASH DISBURSEMENTS	6,631,759.41	6,990,432.69	0.00	0.00	13,612,192.10	64,869.28	6,337,508.20	0.00	0.00	6,422,377.48	0.00	183,567.86	0.00	0.00	183,567.86	6,605,945.34	20,218,137.44	0.00	0.00	0.00	0.00	6,716,628.69	13,501,508.75	0.00	0.00	0.00	20,218,137.44				
Notice of Cash Allocation (NCA)	6,631,759.41	6,990,432.69	0.00	0.00	13,612,192.10	64,869.28	6,337,508.20	0.00	0.00	6,422,377.48	0.00	183,567.86	0.00	0.00	183,567.86	6,605,945.34	20,218,137.44	0.00	0.00	0.00	0.00	6,716,628.69	13,501,508.75	0.00	0.00	0.00	20,218,137.44				
MDS Checks Issued	0.00	3,998,265.78	0.00	0.00	3,998,265.78	13,092.48	0.00	0.00	0.00	13,092.48	0.00	0.00	0.00	0.00	0.00	13,092.48	4,011,358.26	0.00	0.00	0.00	0.00	13,092.48	3,998,265.78	0.00	0.00	0.00	4,011,358.26				
Advice to Debt Account	6,631,759.41	2,992,166.91	0.00	0.00	9,613,926.32	71,776.80	6,337,508.20	0.00	0.00	6,409,285.00	0.00	183,567.86	0.00	0.00	183,567.86	6,592,852.86	16,206,778.18	0.00	0.00	0.00	0.00	6,703,635.21	3,503,242.97	0.00	0.00	0.00	16,206,778.18				
Notice of Transfer Allocations (NTA)	0.00	0.00	0.00	0.00	0.00	0.00	0.00	0.00	0.00	0.00	0.00	0.00	0.00	0.00	0.00	0.00	0.00	0.00	0.00	0.00	0.00	0.00	0.00	0.00	0.00	0.00	0.00	0.00			
MDS Checks Issued	0.00	0.00	0.00	0.00	0.00	0.00	0.00	0.00	0.00	0.00	0.00	0.00	0.00	0.00	0.00	0.00	0.00	0.00	0.00	0.00	0.00	0.00	0.00	0.00	0.00	0.00	0.00	0.00	0.00		
Advice to Debt Account	0.00	0.00	0.00	0.00	0.00	0.00	0.00	0.00	0.00	0.00	0.00	0.00	0.00	0.00	0.00	0.00	0.00	0.00	0.00	0.00	0.00	0.00	0.00	0.00	0.00	0.00	0.00	0.00	0.00		
Working Fund for FAPs	0.00	0.00	0.00	0.00	0.00	0.00	0.00	0.00	0.00	0.00	0.00	0.00	0.00	0.00	0.00	0.00	0.00	0.00	0.00	0.00	0.00	0.00	0.00	0.00	0.00	0.00	0.00	0.00	0.00		
Cash Disbursement Ceiling (CDC)	0.00	0.00	0.00	0.00	0.00	0.00	0.00	0.00	0.00	0.00	0.00	0.00	0.00	0.00	0.00	0.00	0.00	0.00	0.00	0.00	0.00	0.00	0.00	0.00	0.00	0.00	0.00	0.00	0.00		
<b>TOTAL CASH DISBURSEMENTS</b>	<b>6,631,759.41</b>	<b>6,990,432.69</b>	<b>0.00</b>	<b>0.00</b>	<b>13,612,192.10</b>	<b>64,869.28</b>	<b>6,337,508.20</b>	<b>0.00</b>	<b>0.00</b>	<b>6,422,377.48</b>	<b>0.00</b>	<b>183,567.86</b>	<b>0.00</b>	<b>0.00</b>	<b>183,567.86</b>	<b>6,605,945.34</b>	<b>20,218,137.44</b>	<b>0.00</b>	<b>0.00</b>	<b>0.00</b>	<b>0.00</b>	<b>6,716,628.69</b>	<b>13,501,508.75</b>	<b>0.00</b>	<b>0.00</b>	<b>0.00</b>	<b>20,218,137.44</b>				
NON-CASH DISBURSEMENTS	0.00	0.00	0.00	0.00	0.00	4,858,477.80	2,933,140.81	0.00	20,555,703.20	28,347,321.81	0.00	0.00	0.00	0.00	0.00	28,347,321.81	28,347,321.81	0.00	0.00	0.00	0.00	4,858,477.80	2,933,140.81	0.00	20,555,703.20	28,347,321.81					
Tax Remittance Advice Issued (TRA)	0.00	0.00	0.00	0.00	0.00	4,858,477.80	2,933,140.81	0.00	20,555,703.20	28,347,321.81	0.00	0.00	0.00	0.00	0.00	28,347,321.81	28,347,321.81	0.00	0.00	0.00	0.00	4,858,477.80	2,933,140.81	0.00	20,555,703.20	28,347,321.81					
Non-Cash Availment Authority (NCAA)	0.00	0.00	0.00	0.00	0.00	0.00	0.00	0.00	0.00	0.00	0.00	0.00	0.00	0.00	0.00	0.00	0.00	0.00	0.00	0.00	0.00	0.00	0.00	0.00	0.00	0.00	0.00	0.00	0.00		
Disbursements effected through outright deductions from claims (please specify...)	0.00	0.00	0.00	0.00	0.00	0.00	0.00	0.00	0.00	0.00	0.00	0.00	0.00	0.00	0.00	0.00	0.00	0.00	0.00	0.00	0.00	0.00	0.00	0.00	0.00	0.00	0.00	0.00	0.00		
Overpayment of expenses (e.g. personnel benefits)	0.00	0.00	0.00	0.00	0.00	0.00	0.00	0.00	0.00	0.00	0.00	0.00	0.00	0.00	0.00	0.00	0.00	0.00	0.00	0.00	0.00	0.00	0.00	0.00	0.00	0.00	0.00	0.00	0.00		
Restitution for loss of government property	0.00	0.00	0.00	0.00	0.00	0.00	0.00	0.00	0.00	0.00	0.00	0.00	0.00	0.00	0.00	0.00	0.00	0.00	0.00	0.00	0.00	0.00	0.00	0.00	0.00	0.00	0.00	0.00	0.00		
Liquidated damages and similar claims	0.00	0.00	0.00	0.00	0.00	0.00	0.00	0.00	0.00	0.00	0.00	0.00	0.00	0.00	0.00	0.00	0.00	0.00	0.00	0.00	0.00	0.00	0.00	0.00	0.00	0.00	0.00	0.00	0.00		
Others (TEF, BTR, Documentary Stamp Tax, etc.)	0.00	0.00	0.00	0.00	0.00	0.00	0.00	0.00	0.00	0.00	0.00	0.00	0.00	0.00	0.00	0.00	0.00	0.00	0.00	0.00	0.00	0.00	0.00	0.00	0.00	0.00	0.00	0.00	0.00		
<b>TOTAL NON-CASH DISBURSEMENTS</b>	<b>0.00</b>	<b>0.00</b>	<b>0.00</b>	<b>0.00</b>	<b>0.00</b>	<b>4,858,477.80</b>	<b>2,933,140.81</b>	<b>0.00</b>	<b>20,555,703.20</b>	<b>28,347,321.81</b>	<b>0.00</b>	<b>0.00</b>	<b>0.00</b>	<b>0.00</b>	<b>0.00</b>	<b>28,347,321.81</b>	<b>28,347,321.81</b>	<b>0.00</b>	<b>0.00</b>	<b>0.00</b>	<b>0.00</b>	<b>4,858,477.80</b>	<b>2,933,140.81</b>	<b>0.00</b>	<b>20,555,703.20</b>	<b>28,347,321.81</b>					
<b>GRAND TOTAL</b>	<b>6,631,759.41</b>	<b>6,990,432.69</b>	<b>0.00</b>	<b>0.00</b>	<b>13,612,192.10</b>	<b>4,858,477.80</b>	<b>6,270,649.01</b>	<b>0.00</b>	<b>20,555,703.20</b>	<b>34,769,699.29</b>	<b>0.00</b>	<b>183,567.86</b>	<b>0.00</b>	<b>0.00</b>	<b>183,567.86</b>	<b>6,605,945.34</b>	<b>48,585,459.25</b>	<b>0.00</b>	<b>0.00</b>	<b>0.00</b>	<b>0.00</b>	<b>11,575,106.49</b>	<b>16,434,649.56</b>	<b>0.00</b>	<b>20,555,703.20</b>	<b>48,585,459.25</b>					

Particulars	Previous Report	This Month	As at Date
	(1)	(2)	(3)
Total Disbursement Authorities Received	0.00	69,227,321.81	69,227,321.81
NCA	0.00	40,850,000.00	40,850,000.00
NTA	0.00	0.00	0.00
Working Fund	0.00	0.00	0.00
TRA	0.00	28,347,321.81	28,347,321.81
CDC	0.00	0.00	0.00
NCAA	0.00	0.00	0.00
Less: Notice of Transfer of Allocations (NTA)* Issued	0.00	0.00	0.00
Total Disbursement Authorities Available	0.00	69,227,321.81	69,227,321.81
Less:	0.00	0.00	0.00
Lapsed NCA	0.00	0.00	0.00
Disbursements	0.00	48,565,459.25	48,565,459.25
Less: Other Non-Cash Disbursements	0.00	0.00	0.00
Disbursements effected through outright deductions from claims	0.00	0.00	0.00
Overpayment of expenses (e.g. personnel benefits)	0.00	0.00	0.00
Restitution for loss of government property	0.00	0.00	0.00
Liquidated damages and similar claims	0.00	0.00	0.00
Others (e.g. TEF, BTR, Docs Stamp, etc.)	0.00	0.00	0.00
Add/less: Adjustments (e.g. cancelled/stale checks)	0.00	0.00	0.00
Balance of Disbursement Authorities as at date	0.00	20,661,862.56	20,661,862.56
Total Disbursements Program	0.00	48,565,459.25	48,565,459.25
Less: Actual Disbursements	0.00	48,565,459.25	48,565,459.25
(Over)/Under spending	0.00	(5,303,499.25)	(5,303,499.25)

Notes: \* The use of NTA is discouraged.  
Notes: \*\* Amounts should tally with the grand total disbursement (column 27).

Certified Correct:  
**RODRIGO I. ABLAZA**  
CHIEF ACCOUNTANT  
Date:

Recommended by:  
**GINA P. ALD, Ph.D.**  
DIRECTOR  
Date:

MONTHLY REPORT OF DISBURSEMENTS  
For the month of February 2024

Department : Department of Agriculture (DA)  
Agency/Entity : Office of the Secretary  
Operating Unit : Bureau of Soils and Water Management  
Organization : 05 001 0200006  
Fund Cluster : 01 - Regular Agency Fund

Particulars	Current Year Budget				Prior Year's Budget					Current Year's Accounts Payable					Trust Liabilities				Grand Total				Remarks				
	PS	MOOE	FinEx	CO	TOTAL	PS	MOOE	FinEx	CO	Sub-Total	PS	MOOE	FinEx	CO	Sub-Total	TOTAL	SUB-TOTAL	PS	MOOE	CO	TOTAL	PS		MOOE	FinEx	CO	TOTAL
	1	2	3	4	5	6=(2+3+4+5)	7	8	9	10	11=(7+8+9+10)	12	13	14	15	16=(12+13+14+15)	17=(11+16)	18=(6+17)	19	20	21	22=(19+20+21)		23	24	25	26
<b>CASH DISBURSEMENTS</b>	10,494,257.57	10,950,131.36	0.00	0.00	21,444,388.93	3,347,294.86	11,148,838.86	0.00	0.00	14,493,831.72	0.00	1,009,441.66	0.00	0.00	1,009,441.66	16,503,373.36	38,947,762.31	0.00	0.00	0.00	0.00	13,841,552.43	23,106,209.88	0.00	0.00	0.00	36,947,762.31
Notice of Cash Allocation (NCA)	10,494,257.57	10,950,131.36	0.00	0.00	21,444,388.93	3,347,294.86	11,148,838.86	0.00	0.00	14,493,831.72	0.00	1,009,441.66	0.00	0.00	1,009,441.66	16,503,373.36	38,947,762.31	0.00	0.00	0.00	0.00	13,841,552.43	23,106,209.88	0.00	0.00	0.00	36,947,762.31
MDS Checks Issued	448,022.55	42,559.13	0.00	0.00	490,581.73	0.00	8,594.88	0.00	0.00	8,594.88	0.00	0.00	0.00	0.00	0.00	8,594.88	499,140.71	0.00	0.00	0.00	0.00	448,022.55	51,464.16	0.00	0.00	0.00	499,486.71
Advice to Debit Account	10,046,235.02	10,907,572.16	0.00	0.00	20,953,807.28	3,347,294.86	11,137,731.89	0.00	0.00	14,485,026.74	0.00	1,009,441.66	0.00	0.00	1,009,441.66	15,494,468.40	38,448,275.60	0.00	0.00	0.00	0.00	13,393,529.88	23,054,745.72	0.00	0.00	0.00	36,448,275.60
Notice of Transfer Allocations (NTA)	0.00	0.00	0.00	0.00	0.00	0.00	0.00	0.00	0.00	0.00	0.00	0.00	0.00	0.00	0.00	0.00	0.00	0.00	0.00	0.00	0.00	0.00	0.00	0.00	0.00	0.00	0.00
MDS Checks Issued	0.00	0.00	0.00	0.00	0.00	0.00	0.00	0.00	0.00	0.00	0.00	0.00	0.00	0.00	0.00	0.00	0.00	0.00	0.00	0.00	0.00	0.00	0.00	0.00	0.00	0.00	0.00
Advice to Debit Account	0.00	0.00	0.00	0.00	0.00	0.00	0.00	0.00	0.00	0.00	0.00	0.00	0.00	0.00	0.00	0.00	0.00	0.00	0.00	0.00	0.00	0.00	0.00	0.00	0.00	0.00	0.00
Working Fund for FAPs	0.00	0.00	0.00	0.00	0.00	0.00	0.00	0.00	0.00	0.00	0.00	0.00	0.00	0.00	0.00	0.00	0.00	0.00	0.00	0.00	0.00	0.00	0.00	0.00	0.00	0.00	0.00
Cash Disbursement Ceiling (CDC)	0.00	0.00	0.00	0.00	0.00	0.00	0.00	0.00	0.00	0.00	0.00	0.00	0.00	0.00	0.00	0.00	0.00	0.00	0.00	0.00	0.00	0.00	0.00	0.00	0.00	0.00	0.00
<b>TOTAL CASH DISBURSEMENTS</b>	10,494,257.57	10,950,131.36	0.00	0.00	21,444,388.93	3,347,294.86	11,148,838.86	0.00	0.00	14,493,831.72	0.00	1,009,441.66	0.00	0.00	1,009,441.66	16,503,373.36	38,947,762.31	0.00	0.00	0.00	0.00	13,841,552.43	23,106,209.88	0.00	0.00	0.00	36,947,762.31
<b>NON-CASH DISBURSEMENTS</b>	590,149.64	79,209.66	0.00	0.00	669,359.30	1,809.82	156,090.13	0.00	0.00	167,899.95	0.00	0.00	0.00	0.00	0.00	167,899.95	827,259.25	0.00	0.00	0.00	0.00	591,959.46	235,299.79	0.00	0.00	0.00	827,259.25
Tax Resittance Advices Issued (TRA)	590,149.64	79,209.66	0.00	0.00	669,359.30	1,809.82	156,090.13	0.00	0.00	167,899.95	0.00	0.00	0.00	0.00	0.00	167,899.95	827,259.25	0.00	0.00	0.00	0.00	591,959.46	235,299.79	0.00	0.00	0.00	827,259.25
Non-Cash Availment Authority (NCAA)	0.00	0.00	0.00	0.00	0.00	0.00	0.00	0.00	0.00	0.00	0.00	0.00	0.00	0.00	0.00	0.00	0.00	0.00	0.00	0.00	0.00	0.00	0.00	0.00	0.00	0.00	0.00
Disbursements effected through outright deductions from claims (please specify...)	0.00	0.00	0.00	0.00	0.00	0.00	0.00	0.00	0.00	0.00	0.00	0.00	0.00	0.00	0.00	0.00	0.00	0.00	0.00	0.00	0.00	0.00	0.00	0.00	0.00	0.00	0.00
Overpayment of expenses (e.g. personal benefits)	0.00	0.00	0.00	0.00	0.00	0.00	0.00	0.00	0.00	0.00	0.00	0.00	0.00	0.00	0.00	0.00	0.00	0.00	0.00	0.00	0.00	0.00	0.00	0.00	0.00	0.00	0.00
Restitution for loss of government property	0.00	0.00	0.00	0.00	0.00	0.00	0.00	0.00	0.00	0.00	0.00	0.00	0.00	0.00	0.00	0.00	0.00	0.00	0.00	0.00	0.00	0.00	0.00	0.00	0.00	0.00	0.00
Liquidated damages and similar claims	0.00	0.00	0.00	0.00	0.00	0.00	0.00	0.00	0.00	0.00	0.00	0.00	0.00	0.00	0.00	0.00	0.00	0.00	0.00	0.00	0.00	0.00	0.00	0.00	0.00	0.00	0.00
Others (TEF, BTR, Docs Stamp, etc.)	0.00	0.00	0.00	0.00	0.00	0.00	0.00	0.00	0.00	0.00	0.00	0.00	0.00	0.00	0.00	0.00	0.00	0.00	0.00	0.00	0.00	0.00	0.00	0.00	0.00	0.00	0.00
<b>TOTAL NON-CASH DISBURSEMENTS</b>	590,149.64	79,209.66	0.00	0.00	669,359.30	1,809.82	156,090.13	0.00	0.00	167,899.95	0.00	0.00	0.00	0.00	0.00	167,899.95	827,259.25	0.00	0.00	0.00	0.00	591,959.46	235,299.79	0.00	0.00	0.00	827,259.25
<b>GRAND TOTAL</b>	11,084,407.21	11,029,341.02	0.00	0.00	22,113,748.23	3,349,104.68	11,304,928.99	0.00	0.00	14,661,731.67	0.00	1,009,441.66	0.00	0.00	1,009,441.66	16,671,273.31	39,775,021.56	0.00	0.00	0.00	0.00	14,433,511.89	23,341,509.67	0.00	0.00	0.00	37,775,021.56

SUMMARY

Particulars	Previous Report	This Month	As of Date
(1)	(2)	(3)	(4)
Total Disbursement Authorities Received	69,227,321.81	24,774,259.25	94,001,581.06
NCA	40,890,000.00	23,947,000.00	64,837,000.00
NTA	0.00	0.00	0.00
Working Fund	0.00	0.00	0.00
TRA	28,347,321.81	827,259.25	29,174,581.06
CDC	0.00	0.00	0.00
NCAA	0.00	0.00	0.00
Less: Notice of Transfer of Allocations (NTA)* Issued	0.00	0.00	0.00
Total Disbursement Authorities Available	69,227,321.81	24,774,259.25	94,001,581.06
Less:	0.00	0.00	0.00
Lapsed NCA	0.00	0.00	0.00
Disbursements	48,565,459.25	37,775,021.56	86,340,480.81
Less: Other Non-Cash Disbursements	0.00	0.00	0.00
Disbursements effected through outright deductions from claims	0.00	0.00	0.00
Overpayment of expenses (e.g. personal benefits)	0.00	0.00	0.00
Restitution for loss of government property	0.00	0.00	0.00
Liquidated damages and similar claims	0.00	0.00	0.00
Others (e.g. TEF, BTR, Docs Stamp, etc.)	0.00	0.00	0.00
Add: Less: Adjustments (e.g. cancelled/void checks)	0.00	0.00	0.00
Balance of Disbursement Authorities as of date	20,661,862.56	(13,000,762.31)	7,661,100.25
Total Disbursements Program	48,565,459.25	37,775,021.56	86,340,480.81
Less: *Actual Disbursements	48,565,459.25	37,775,021.56	86,340,480.81
(Over)/Under spending	(5,383,459.25)	(12,383,021.56)	(17,766,480.81)

Notes: \* The use of NTA is discouraged  
Notes: \*\* Amounts should tally with the grand total disbursement (column 27).

Certified Correct  
Dated and signed by Rodrigo L. Ablaza  
RODRIGO L. ABLAZA  
CHIEF ACCOUNTANT  
Date:

Recommended Approval:  
GINA S. NINO, Ph.D.  
DIRECTOR  
Date:

This report was generated using the FAR Reporting System on March 6, 2024 at 10:42:43 AM. Date: FOR REVIEW



MONTHLY REPORT OF DISBURSEMENTS  
For the month of March 2024

Department : Department of Agriculture (DA)  
Agency/Entity : Office of the Secretary  
Operating Unit : Bureau of Soils and Water Management  
Organization : 05 001 0200006  
Fund Cluster : 01 - Regular Agency Fund

Particulars	Current Year Budget				CD	TOTAL	Prior Year's Accounts Payable					Prior Year's Budget					Current Year's Accounts Payable					Trust Liabilities				Grand Total				Remarks	
	PS	MOOE	FinEx				PS	MOOE	FinEx	CO	Sub-Total	PS	MOOE	FinEx	CO	Sub-Total	PS	MOOE	FinEx	CO	Sub-Total	PS	MOOE	CO	TOTAL	PS	MOOE	FinEx	CO		TOTAL
	1	2	3	4			5	6=(2+3+4+5)	7	8	9	10	11=(7+8+9+10)	12	13	14	15	16=(12+13+14+15)	17=(11+16)	18=(17)	19	20	21	22=(19+20+21)	23	24	25	26	27=(23+24+25+26)		28
CASH DISBURSEMENTS	10,873,365.14	13,855,650.23	0.00	0.00	0.00	24,729,015.37	0.00	4,438,035.24	0.00	8,824,500.00	13,262,535.24	0.00	1,548,839.97	0.00	0.00	1,548,839.97	14,811,375.21	39,641,420.58	0.00	0.00	0.00	0.00	10,873,365.14	19,843,555.44	0.00	8,824,500.00	39,541,420.58				
Notice of Cash Allocation (NCA)	10,873,365.14	13,855,650.23	0.00	0.00	0.00	24,729,015.37	0.00	4,438,035.24	0.00	8,824,500.00	13,262,535.24	0.00	1,548,839.97	0.00	0.00	1,548,839.97	14,811,375.21	39,541,420.58	0.00	0.00	0.00	0.00	10,873,365.14	19,843,555.44	0.00	8,824,500.00	39,541,420.58				
MDS Checks Issued	447,697.05	50,052.50	0.00	0.00	0.00	497,750.55	0.00	0.00	0.00	0.00	0.00	0.00	0.00	0.00	0.00	0.00	0.00	497,750.55	0.00	0.00	0.00	0.00	447,697.05	50,052.50	0.00	0.00	497,750.55				
Advice to Debit Account	10,425,668.09	13,805,617.73	0.00	0.00	0.00	24,232,285.82	0.00	4,438,035.24	0.00	8,824,500.00	13,262,535.24	0.00	1,548,839.97	0.00	0.00	1,548,839.97	14,811,375.21	39,643,661.03	0.00	0.00	0.00	0.00	10,425,668.09	19,793,492.94	0.00	8,824,500.00	39,643,661.03				
Notice of Transfer Allocations (NTA)	0.00	0.00	0.00	0.00	0.00	0.00	0.00	0.00	0.00	0.00	0.00	0.00	0.00	0.00	0.00	0.00	0.00	0.00	0.00	0.00	0.00	0.00	0.00	0.00	0.00	0.00	0.00	0.00			
MDS Checks Issued	0.00	0.00	0.00	0.00	0.00	0.00	0.00	0.00	0.00	0.00	0.00	0.00	0.00	0.00	0.00	0.00	0.00	0.00	0.00	0.00	0.00	0.00	0.00	0.00	0.00	0.00	0.00	0.00	0.00		
Advice to Debit Account	0.00	0.00	0.00	0.00	0.00	0.00	0.00	0.00	0.00	0.00	0.00	0.00	0.00	0.00	0.00	0.00	0.00	0.00	0.00	0.00	0.00	0.00	0.00	0.00	0.00	0.00	0.00	0.00	0.00		
Working Fund for PAs	0.00	0.00	0.00	0.00	0.00	0.00	0.00	0.00	0.00	0.00	0.00	0.00	0.00	0.00	0.00	0.00	0.00	0.00	0.00	0.00	0.00	0.00	0.00	0.00	0.00	0.00	0.00	0.00	0.00		
Cash Disbursement Ceiling (CDC)	0.00	0.00	0.00	0.00	0.00	0.00	0.00	0.00	0.00	0.00	0.00	0.00	0.00	0.00	0.00	0.00	0.00	0.00	0.00	0.00	0.00	0.00	0.00	0.00	0.00	0.00	0.00	0.00	0.00		
<b>TOTAL CASH DISBURSEMENTS</b>	<b>10,873,365.14</b>	<b>13,855,650.23</b>	<b>0.00</b>	<b>0.00</b>	<b>0.00</b>	<b>24,729,015.37</b>	<b>0.00</b>	<b>4,438,035.24</b>	<b>0.00</b>	<b>8,824,500.00</b>	<b>13,262,535.24</b>	<b>0.00</b>	<b>1,548,839.97</b>	<b>0.00</b>	<b>0.00</b>	<b>1,548,839.97</b>	<b>14,811,375.21</b>	<b>39,641,420.58</b>	<b>0.00</b>	<b>0.00</b>	<b>0.00</b>	<b>0.00</b>	<b>10,873,365.14</b>	<b>19,843,555.44</b>	<b>0.00</b>	<b>8,824,500.00</b>	<b>39,541,420.58</b>				
NON-CASH DISBURSEMENTS	603,768.84	103,316.81	0.00	0.00	0.00	707,085.65	813,748.48	342,272.90	0.00	0.00	1,156,021.38	0.00	929.96	0.00	0.00	929.96	1,156,951.34	1,864,036.79	0.00	0.00	0.00	0.00	1,417,517.32	446,519.47	0.00	0.00	1,864,036.79				
Tax Remittance Advice Issued (TRA)	603,768.84	103,316.81	0.00	0.00	0.00	707,085.65	813,748.48	342,272.90	0.00	0.00	1,156,021.38	0.00	929.96	0.00	0.00	929.96	1,156,951.34	1,864,036.79	0.00	0.00	0.00	0.00	1,417,517.32	446,519.47	0.00	0.00	1,864,036.79				
Non-Cash Availed Authority (NCAA)	0.00	0.00	0.00	0.00	0.00	0.00	0.00	0.00	0.00	0.00	0.00	0.00	0.00	0.00	0.00	0.00	0.00	0.00	0.00	0.00	0.00	0.00	0.00	0.00	0.00	0.00	0.00	0.00	0.00		
Disbursements effected through outright deductions from claims (please specify...)	0.00	0.00	0.00	0.00	0.00	0.00	0.00	0.00	0.00	0.00	0.00	0.00	0.00	0.00	0.00	0.00	0.00	0.00	0.00	0.00	0.00	0.00	0.00	0.00	0.00	0.00	0.00	0.00	0.00		
Overpayment of expenses (e.g. personal benefits)	0.00	0.00	0.00	0.00	0.00	0.00	0.00	0.00	0.00	0.00	0.00	0.00	0.00	0.00	0.00	0.00	0.00	0.00	0.00	0.00	0.00	0.00	0.00	0.00	0.00	0.00	0.00	0.00	0.00		
Restitution for loss of government property	0.00	0.00	0.00	0.00	0.00	0.00	0.00	0.00	0.00	0.00	0.00	0.00	0.00	0.00	0.00	0.00	0.00	0.00	0.00	0.00	0.00	0.00	0.00	0.00	0.00	0.00	0.00	0.00	0.00		
Liquidated damages and similar claims	0.00	0.00	0.00	0.00	0.00	0.00	0.00	0.00	0.00	0.00	0.00	0.00	0.00	0.00	0.00	0.00	0.00	0.00	0.00	0.00	0.00	0.00	0.00	0.00	0.00	0.00	0.00	0.00	0.00		
Others (TEF, BT, Documentary Stamp Tax, etc.)	0.00	0.00	0.00	0.00	0.00	0.00	0.00	0.00	0.00	0.00	0.00	0.00	0.00	0.00	0.00	0.00	0.00	0.00	0.00	0.00	0.00	0.00	0.00	0.00	0.00	0.00	0.00	0.00	0.00		
<b>TOTAL NON-CASH DISBURSEMENTS</b>	<b>603,768.84</b>	<b>103,316.81</b>	<b>0.00</b>	<b>0.00</b>	<b>0.00</b>	<b>707,085.65</b>	<b>813,748.48</b>	<b>342,272.90</b>	<b>0.00</b>	<b>0.00</b>	<b>1,156,021.38</b>	<b>0.00</b>	<b>929.96</b>	<b>0.00</b>	<b>0.00</b>	<b>929.96</b>	<b>1,156,951.34</b>	<b>1,864,036.79</b>	<b>0.00</b>	<b>0.00</b>	<b>0.00</b>	<b>0.00</b>	<b>1,417,517.32</b>	<b>446,519.47</b>	<b>0.00</b>	<b>0.00</b>	<b>1,864,036.79</b>				
<b>GRAND TOTAL</b>	<b>11,477,133.98</b>	<b>13,958,967.04</b>	<b>0.00</b>	<b>0.00</b>	<b>0.00</b>	<b>25,437,101.02</b>	<b>818,748.48</b>	<b>4,780,308.14</b>	<b>0.00</b>	<b>8,824,500.00</b>	<b>14,418,556.62</b>	<b>0.00</b>	<b>1,549,769.93</b>	<b>0.00</b>	<b>0.00</b>	<b>1,549,769.93</b>	<b>16,868,326.55</b>	<b>41,495,457.37</b>	<b>0.00</b>	<b>0.00</b>	<b>0.00</b>	<b>0.00</b>	<b>12,290,882.46</b>	<b>20,290,074.91</b>	<b>0.00</b>	<b>8,824,500.00</b>	<b>41,495,457.37</b>				

SUMMARY

Particulars	Previous Report	This Month	As at Date
(1)	(2)	(3)	(4)
Total Disbursement Authorities Received	94,001,581.06	34,073,337.79	128,080,918.85
NCA	84,827,050.00	32,215,301.00	97,042,351.00
NTA	0.00	0.00	0.00
Working Fund	0.00	0.00	0.00
TRA	29,174,531.06	1,854,036.79	31,028,567.85
CDC	0.00	0.00	0.00
NCAA	0.00	0.00	0.00
Less: Notice of Transfer of Allocations (NTA) Issued	0.00	0.00	0.00
Total Disbursement Authorities Available	94,001,581.06	34,073,337.79	128,080,918.85
Less:	0.00	0.00	0.00
Lapsed NCA	0.00	334,880.67	334,880.67
Disbursements	85,340,480.81	41,405,457.37	127,745,938.18
Less: Other Non-Cash Disbursements	0.00	0.00	0.00
Disbursements effected through outright deductions from claims	0.00	0.00	0.00
Overpayment of expenses (e.g. personal benefits)	0.00	0.00	0.00
Restitution for loss of government property	0.00	0.00	0.00
Liquidated damages and similar claims	0.00	0.00	0.00
Others (e.g. TEF, BT, Docs Stamp, etc.)	0.00	0.00	0.00
Adjust: Adjustments (e.g. cancelled/retired checks)	0.00	0.00	0.00
Balance of Disbursement Authorities as at date	7,661,100.25	(7,661,100.25)	0.00
Total Disbursements Program	85,340,480.81	41,405,457.37	127,745,938.18
Less: Actual Disbursements	85,340,480.81	41,405,457.37	127,745,938.18
(Over)/Under spending	(17,746,480.81)	(8,054,457.37)	(25,800,938.18)

Notes: \* The use of NTA is discouraged

Notes: \*\* Amounts should tally with the grand total disbursement (column 27).

Certified Correct:

RODRIGO L. ABLAZA  
CHIEF ACCOUNTANT

Date:

Recommended Approval:

GINA P. MILA, Ph.D.  
DIRECTOR


Date:

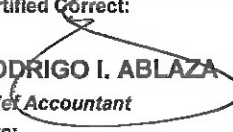



**SUMMARY OF APPROVED BUDGET, UTILIZATIONS, DISBURSEMENTS AND BALANCES BY OBJECT OF EXPENDITURES  
(FOR OFF-BUDGETARY FUNDS)  
As at the Quarter Ending March 31, 2024**

Department : DEPARTMENT OF AGRICULTURE  
 Agency : OFFICE OF THE SECRETARY  
 Operating Unit : BUREAU OF SOILS AND WATER MANAGEMENT (BSWM)  
 Organization Code (UACS) : 50010200005  
 Funding Source Code (as clustered) : FUND CLUSTER 06 (REVOLVING FUND)

Particulars	UACS CODE	Approved Budget			Budget Utilization		Disbursements		Unutilized Budget	BALANCES	
		Approved Budgeted Revenue	Adjustments (Additions, Reductions, Realignment)	Adjusted Budgeted Revenue	1st Quarter Ending March 31	Total	1st Quarter Ending March 31	Total		Unpaid Utilizations (10-15) = (17+18)	
										Due and Demandable / Accounts Payable	Not Yet Due and Demandable
1	2	3	4	5=[3+(-)4]	6	10=(6+7+8+9)	11	15=(11+12+13+14)	16=(5-10)	17	18
<b>SUMMARY</b>											
<b>A. AGENCY SPECIFIC BUDGET</b>											
Maintenance & Other Operating Expenses		2,257,250.00	-	2,257,250.00	456,840.88	456,840.88	456,840.88	456,840.88	1,800,409.12	-	-
Supplies and Materials Expenses	50203000 00	189,000.00	-	189,000.00	-	-	-	-	189,000.00	-	-
Other Supplies and Materials Expenses	50203990 00	189,000.00	-	189,000.00	-	-	-	-	189,000.00	-	-
Professional Services	50211000 00	2,000,000.00	-	2,000,000.00	412,640.88	412,640.88	412,640.88	412,640.88	1,587,359.12	-	-
Other Professional Services	50211990 00	2,000,000.00	-	2,000,000.00	412,640.88	412,640.88	412,640.88	412,640.88	1,587,359.12	-	-
Other Maintenance and Operating Expenses	50299000 00	68,250.00	-	68,250.00	44,200.00	44,200.00	44,200.00	44,200.00	24,050.00	-	-
Other Maintenance and Operating Expenses	50299990 00	68,250.00	-	68,250.00	44,200.00	44,200.00	44,200.00	44,200.00	24,050.00	-	-
Other Maintenance and Operating Expenses	50299990 02	68,250.00	-	68,250.00	44,200.00	44,200.00	44,200.00	44,200.00	24,050.00	-	-
<b>GRAND TOTAL</b>		<b>2,257,250.00</b>	<b>-</b>	<b>2,257,250.00</b>	<b>456,840.88</b>	<b>456,840.88</b>	<b>456,840.88</b>	<b>456,840.88</b>	<b>1,800,409.12</b>	<b>-</b>	<b>-</b>

Certified Correct:  
  
**SARAH B. SUMINISTRADO**  
 Budget Officer  
 Date:

Certified Correct:  
  
**RODRIGO I. ABLAZA**  
 Chief Accountant  
 Date:

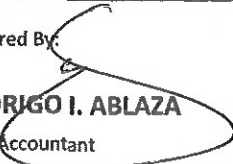
Approved By:  
  
**GINA F. NILO, Ph.D**  
 Director  
 Date:


**STATEMENT OF APPROVED BUDGET, UTILIZATIONS, DISBURSEMENTS AND BALANCES**  
**(FOR OFF-BUDGETARY FUNDS)**  
**As at the Quarter Ending March 31, 2024**

Department : DEPARTMENT OF AGRICULTURE  
 Agency : OFFICE OF THE SECRETARY  
 Operating Unit : BUREAU OF SOILS AND WATER MANAGEMENT  
 Organization Code (UACS) : 500102000005  
 Funding Source Code (as clustered) : FUND CLUSTER 06 (REVOLVING FUND)

PARTICULARS	UACS CODE	APPROVED BUDGET			BUDGET UTILIZATION		DISBURSEMENTS		BALANCES		
		Approved Budgeted Revenue	Adjustments (Additions, Reduction, Realignment)	Adjusted Budgeted Revenue	1st Quarter Ending March 31	Total	1st Quarter Ending March 31	Total	Unutilized Budget	Unpaid Utilizations	
										Due and Demandable / Accounts Payable	Not Yet Due and Demandable
1	2	3	4	5=[3+(-)4]	6	10=(6+7+8+9)	11	15=(11+12+13+14)	16=(5-10)	17	18
<b>I. Agency Approved Budget</b>											
Bureau of Soils and Water Management Revolving Fund	6207507	2,257,250.00	-	2,257,250.00	456,840.88	456,840.88	456,840.88	456,840.88	1,800,409.12		
General Administration and Support	1000000000000000	2,257,250.00	-	2,257,250.00	456,840.88	456,840.88	456,840.88	456,840.88	1,800,409.12		
General management and supervision	100000100001000	2,257,250.00	-	2,257,250.00	456,840.88	456,840.88	456,840.88	456,840.88	1,800,409.12		
MOOE	100000100001000	2,257,250.00		2,257,250.00	456,840.88	456,840.88	456,840.88	456,840.88	1,800,409.12		
				-							
<b>GRAND TOTAL</b>		<b>2,257,250.00</b>	<b>-</b>	<b>2,257,250.00</b>	<b>456,840.88</b>	<b>456,840.88</b>	<b>456,840.88</b>	<b>456,840.88</b>	<b>1,800,409.12</b>	<b>-</b>	<b>-</b>
PS											
MOOE		2,257,250.00	-	2,257,250.00	456,840.88	456,840.88	456,840.88	456,840.88	1,800,409.12	-	-
FinEX											
CO											

Prepared By:   
**SARAH B. SUMINISTRADO**  
 Budget Officer  
 Date:

Prepared By:   
**RODRIGO I. ABLAZA**  
 Chief Accountant  
 Date:

Approved By:   
**GINA P. NILO, Ph.D**  
 Director  
 Date: