

**DEPARTMENT OF AGRICULTURE**  
**BUREAU OF SOILS AND WATER MANAGEMENT**  
**CY 2022 National Expenditure Program (NEP)**  
**(in Philippine Peso)**

PARTICULARS	PS	MOOE	CO	TOTAL
<b>GENERAL ADMINISTRATION AND SUPPORT</b>				
General management and supervision	39,387,000	12,277,000		51,664,000
Administration of Personnel Benefits	11,876,000			11,876,000
<b>SUPPORT TO OPERATIONS</b>				0
Planning and policy formulation for soil and water resources conservation,	106,730,000	97,932,000		204,662,000
Information and Communication Technology (ICT) Management Support		2,360,000	4,978,000	7,338,000
Field program management activities		3,000,000		3,000,000
<b>EXTENSION SUPPORT, EDUCATION AND TRAINING SERVICES (ESETS)</b>				0
ESETS on the National Rice Program		23,905,000		23,905,000
ESETS on the National Corn Program		2,000,000		2,000,000
ESETS on the Promotion and Development of Organic Agriculture		6,000,000		6,000,000
<b>RESEARCH AND DEVELOPMENT (R&amp;D)</b>				0
R&D on the National Rice Program		2,065,000		2,065,000
R&D on the National Corn Program		27,535,000		27,535,000
R&D on the Promotion and Development of Organic Agriculture Program		2,610,000		2,610,000
Other research and development activities		35,269,000		35,269,000
<b>AGRICULTURAL MACHINERY, EQUIPMENT, FACILITIES AND INFRASTRUCTURES PROGRAM</b>				0
PAEF on the National High-Value Crops Development Program			47,500,000	47,500,000
PAEF on the Promotion and Development of Organic Agriculture Program		31,608,000	88,950,000	120,558,000
<b>IRRIGATION NETWORK SERVICES (INS)</b>				0
Other Water Resources Projects	19,096,000	39,797,000		58,893,000
<b>AUTOMATIC APPROPRIATIONS</b>				0
General management and supervision	1,239,000			1,239,000
Planning and policy formulation for soil and water resources conservation,	9,937,000			9,937,000
Other Water Resources Projects	1,791,000			1,791,000
<b>TOTAL</b>	<b>190,056,000</b>	<b>286,358,000</b>	<b>141,428,000</b>	<b>617,842,000</b>

CERTIFIED CORRECT:

**SARAH B. SUMINISTRADO**  
Budget Officer

**RODRIGO I. ABLAZA**  
Chief Accountant

RECOMMENDING APPROVAL

**DR. EVELYN C. FERNANDO**  
Assistant Director for Administrative and Finance

APPROVED BY:


**ENGR. PABLO M. MONTALLA**  
Director

*GCITP Rechecked: Mark 1/28/22*

DEPARTMENT OF AGRICULTURE  
BUREAU OF SOILS AND WATER MANAGEMENT  
CY 2022 General Appropriations Act (GAA)  
(in Philippine Peso)


PARTICULARS	PS	MOOE	CO	TOTAL
<b>GENERAL ADMINISTRATION AND SUPPORT</b>				
General management and supervision	39,387,000.00	12,277,000.00		51,664,000.00
Administration of Personnel Benefits	11,876,000.00			11,876,000.00
<b>SUPPORT TO OPERATIONS</b>				0.00
Planning and policy formulation for soil and water resources conservation,	106,730,000.00	97,932,000.00		204,662,000.00
Information and Communication Technology (ICT) Management Support		2,360,000.00	4,978,000.00	7,338,000.00
Field program management activities		3,000,000.00		3,000,000.00
<b>EXTENSION SUPPORT, EDUCATION AND TRAINING SERVICES (ESETS)</b>				0.00
ESETS on the National Rice Program		23,905,000.00		23,905,000.00
ESETS on the National Corn Program		2,000,000.00		2,000,000.00
ESETS on the Promotion and Development of Organic Agriculture Program		6,000,000.00		6,000,000.00
<b>RESEARCH AND DEVELOPMENT (R&amp;D)</b>				0.00
R&D on the National Rice Program		2,065,000.00		2,065,000.00
R&D on the National Corn Program		27,535,000.00		27,535,000.00
R&D on the Promotion and Development of Organic Agriculture Program		2,610,000.00		2,610,000.00
Other research and development activities		35,269,000.00		35,269,000.00
<b>AGRICULTURAL MACHINERY, EQUIPMENT, FACILITIES AND INFRASTRUCTURES PROGRAM</b>				0.00
Provision of Agricultural Equipment and Facilities (PAEF) on the National Rice			950,000,000.00	950,000,000.00
PAEF on the National High-Value Crops Development Program			66,500,000.00	66,500,000.00
PAEF on the Promotion and Development of Organic Agriculture Program		21,298,000.00	99,260,000.00	120,558,000.00
<b>IRRIGATION NETWORK SERVICES (INS)</b>				0.00
Other Water Resources Projects	19,096,000.00	39,797,000.00		58,893,000.00
Retirement and Life Insurance Premiums	12,967,000.00			
<b>TOTAL</b>	<b>190,056,000.00</b>	<b>276,048,000.00</b>	<b>1,120,738,000.00</b>	<b>1,586,842,000.00</b>

CERTIFIED CORRECT:


  
SARAH B. SUMINISTRADO  
Budget Officer

  
RODRIGO I. ABLAZA  
Chief Accountant

RECOMMENDING APPROVAL

  
DR. EVELYN C. FERNANDO  
Assistant Director for Administrative and Finance

APPROVED BY:

  
ENGR. PABLO M. MONTALLA  
Director

**V. DEPARTMENT OF AGRICULTURE****A. OFFICE OF THE SECRETARY**

For general administration and support, support to operations, and operations, including locally-funded projects and foreign-assisted projects, in support of the modernization of the agriculture and fisheries sector in order to meet the challenges of globalization, as indicated hereunder . . . . . P 58,799,462,000

**New Appropriations by Program**

	Current Operating Expenditures				
	Personnel Services	Maintenance and Other Operating Expenses	Financial Expenses	Capital Outlays	Total
<b>PROGRAMS</b>					
General Administration and Support	P 920,632,000	P 463,677,000		P	P 1,384,309,000
Support to Operations	1,064,703,000	3,173,416,000		189,681,000	4,427,800,000
Operations	<u>1,925,619,000</u>	<u>28,821,625,000</u>		<u>22,240,109,000</u>	<u>52,987,353,000</u>
TECHNICAL AND SUPPORT SERVICES PROGRAM	1,285,633,000	17,390,737,000		951,699,000	19,628,069,000
AGRICULTURAL MACHINERY, EQUIPMENT, FACILITIES AND INFRASTRUCTURES PROGRAM	19,096,000	3,478,714,000		11,427,789,000	14,925,599,000
AGRICULTURE AND FISHERY POLICY PROGRAM	47,150,000	24,495,000		2,650,000	74,295,000
AGRICULTURE AND FISHERY REGULATORY SUPPORT PROGRAM	556,241,000	616,080,000		79,313,000	1,251,634,000
LOCALLY-FUNDED AND FOREIGN-ASSISTED PROGRAM	<u>17,499,000</u>	<u>7,311,599,000</u>		<u>9,778,658,000</u>	<u>17,107,756,000</u>
TOTAL NEW APPROPRIATIONS	P <u>3,910,954,000</u>	P <u>32,458,718,000</u>		P <u>22,429,790,000</u>	P <u>58,799,462,000</u>

**Special Provision(s)**

1. **Agricultural Competitiveness Enhancement Fund.** In addition to the amounts appropriated herein, One Billion Eight Hundred Million Pesos (P1,800,000,000) sourced from all duties collected from the importation of agricultural products, except rice, under the minimum access volume mechanism, including unused balances and collections from repayments and interests from loan beneficiaries, constituted into the Agricultural Competitiveness Enhancement Fund pursuant to Section 1 of R.A. No. 10848, shall be used for the increased productivity of farmers and fisherfolk subject to DA, LBP and CHED Joint Memorandum No. 1, s. 2017, in accordance with the following allocation:

- Eighty percent (80%) for the provision of credit with reasonable interest which shall be directly released to LBP subject to the provisions of LBP A.O. No. 15 dated February 14, 2018 and to the following credit limit: (i) Five Million Pesos (P5,000,000) per project loan of Filipino farmers and fisherfolk associations and cooperatives, and micro and small-scale enterprises; and (ii) One Million Pesos (P1,000,000) per individual farmer or fisherfolk;
- Ten percent (10%) as grants for: (i) research, development, and commercialization of agricultural and fishery products; (ii) upgrading of research facilities of qualified SUCs, which shall not exceed Five Million Pesos (P5,000,000) per project; and
- Ten percent (10%) for the funding of comprehensive and attractive grant-in-aid program for agriculture, forestry, fisheries, and veterinary medicine which shall be released directly to CHED, subject to the requirements and procedures under CHED and DA J.M.C. No. 2017-7 dated December 5, 2017 and subsequent issuances for the purpose.

Release of funds shall be subject to the submission of a Special Budget pursuant to Section 35, Chapter 5, Book VI of E.O. No. 292, s.1987.

2. **Rice Competitiveness Enhancement Fund.** Of the amounts appropriated herein, the amount of Ten Billion Pesos (P10,000,000,000) constituted as Rice Competitiveness Enhancement Fund (RCEF) pursuant to Section 13 of R.A. No. 11203, shall be released directly to the implementing agencies and used for the attainment of the objectives and plans of the rice industry roadmap, subject to the guidelines issued thereon, in accordance with the following allocation:

- Fifty percent (50%) as grant in kind to eligible farmers associations, registered rice cooperatives and LGUs, in the form of rice farm equipment, such as tillers, tractors, seeders, threshers, rice planters, harvesters, irrigation pumps, small solar irrigation, reapers, driers, millers, and the like, for purposes of improving farm mechanization which shall be released to and implemented by the Philippine Center for Postharvest Development and Mechanization (PhilMech);

- (b) Thirty percent (30%) for the development, propagation and promotion of inbred rice seeds to rice farmers and the organization of rice farmers into seed growers association and cooperatives engaged in seed production and trade which shall be released to, and implemented by, the Philippine Rice Research Institute (PhilRice);
- (c) Ten percent (10%) for the provision of credit to be managed equally by the LBP and the Development Bank of the Philippines; and
- (d) Ten percent (10%) for the extension of services for teaching skills on rice crop production, modern rice farming techniques, seed production, farm mechanization, and knowledge and technology transfer provided by PhilMech, PhilRice, Agricultural Training Institute (ATI), and TESDA subject to the following allocation; (i) seventy percent (70%) to TESDA; and (ii) ten percent (10%) each to PhilMech, PhilRice and ATI.

**3. Seed Fund.** In addition to the amounts appropriated herein, Twenty One Million Ninety Thousand Pesos (P21,090,000) shall be used for the implementation of the seed industry development programs sourced from the proceeds of the sales of certified seeds and plant materials, fines collected for violations of R.A. No. 7308, and donations from private or government agencies to be held in trust by the Bureau of Plant Industry, constituted into the Seed Fund in accordance with Section 16 of the same Act and its IRR.

Release of funds shall be subject to the submission of a Special Budget pursuant to Section 35, Chapter 5, Book VI of E.O. No. 292.

**4. Livestock Promotion Fund.** In addition to the amounts appropriated herein, Sixty Nine Million Six Hundred Thirty Five Thousand Pesos (P69,635,000) shall be used for the stabilization, protection and development of the Philippine livestock industry sourced from all fees, charges and other income derived from the activities undertaken under R.A. No. 1556, as well as all the proceeds from the sale of the animals which may not be needed by the Bureau of Animal Industry and all other income from the activities undertaken under R.A. No. 1578, constituted into the Livestock Promotion Fund in accordance with Section 9 of R.A. No. 1556 and Section 5 of R.A. No. 1578.

Release of funds shall be subject to the submission of a Special Budget pursuant to Section 35, Chapter 5, Book VI of E.O. No. 292.

**5. Remedies Fund.** In addition to the amounts appropriated herein, Ten Million Pesos (P10,000,000) shall be used in the implementation of remedies, including safeguard measures, for the protection of the domestic industries and producers from increased imports which cause or threaten to cause serious injury to the local industries, sourced from fifty percent (50%) of the revenues collected from fees, charges, and safeguard duties, constituted into the Remedies Fund in accordance with Section 34 of R.A. No. 8800.

Release of funds shall be subject to the submission of a Special Budget pursuant to Section 35, Chapter 5, Book VI of E.O. No. 292.

**6. Quick Response Fund.** The amount of One Billion Pesos (P1,000,000,000) appropriated herein for the Quick Response Fund (QRF) shall serve as a stand-by fund to be used for: (i) provision of various production inputs for crops, livestock and poultry, and fisheries; (ii) repair of production, post-production and small-scale irrigation facilities; and (iii) provision of other assistance in the form of cash for culled live animals or necessary tools and supplies directly used to mitigate the effects of an ongoing disaster, in order that the situation and living conditions of people in communities or areas affected by natural or human-induced calamities, epidemics, crises and catastrophes, which occurred in the last quarter of the immediately preceding year and those occurring during the current year may be normalized as quickly as possible. In no case shall the QRF be used for pre-disaster activities, such as conduct of training, insurance of assets, and public information and information initiatives, or any other purpose not authorized in this Act.

**7. Agriculture and Fisheries Modernization Program.** The amount of Seventy One Billion Twelve Million Two Hundred Seventy Eight Thousand Pesos (P71,012,278,000) appropriated under the DA and all its bureaus and offices shall be used in support of the programs and projects under the Agriculture and Fisheries Modernization Program (AFMP).

This amount shall be supplemented by specific appropriations in the budgets of the various implementing agencies of AFMP, as follows:

CHED	P	15,669,000
DAR		1,313,857,000
DTI		121,194,000
NDA		510,908,000
NIA		22,646,538,000
NFA		7,000,000,000
NTA		555,494,000
PCA		1,097,242,000
PCIC		4,500,000,000
PFDA		4,308,058,000
PHILRICE		621,796,000
SRA		712,260,000
<b>TOTAL</b>	<b>P</b>	<b>43,403,016,000</b>

**8. National Programs of the Department of Agriculture.** The amount of Twenty Four Billion Four Hundred Fifty Nine Million Nine Hundred Fifty Seven Thousand Pesos (P24,459,957,000) appropriated herein for the National Programs for Rice, Corn, High Value Crops Development, Organic Agriculture and Livestock shall be implemented with priority given to: (i) major rice, corn, high value crops, including pili development and production, organic and livestock producing provinces, and provinces with areas suitable for conversion to organic agriculture; (ii) areas where the majority of small farmers and fisherfolks registered under the Registry System for Basic Sectors in Agriculture (RSBSA) are located; and (iii) provinces or regions where the absolute number of poor farmers or fisherfolks and the incidence of poverty are high as identified in the latest official poverty statistics of the PSA.

**9. Support to the Rice Competitiveness Fund (RCEF) Training Component.** The amount of One Hundred Thirty One Million Three Hundred Twenty One Thousand Pesos (P131,321,000) appropriated herein under the National Rice Program shall be released directly to TESDA for the Farmer's Field School Program as support to the RCEF training component. (CONDITIONAL IMPLEMENTATION - President's Veto Message, December 30, 2021, Volume I-A, page 819, R.A. No. 11639)



**10. Farm-to-Market Road Projects.** The amount of Seven Billion Four Hundred Eighty Five Million Pesos (P7,485,000,000) appropriated herein for Farm-to-Market Road (FMR) projects shall be released directly to the DPWH for the construction, rehabilitation and repair of FMRs in accordance with the approved network plan. For this purpose, the DA shall ensure that: (i) the FMR network plan shall include the scope of work, estimated length in kilometers, and specific location for each of the FMR projects, as well as a list of priority FMR projects, which must lead to arterial or secondary roads and key production areas; and (ii) the FMRs implemented are properly geo-tagged.

The approved FMR network plan shall be regularly updated to prioritize: (i) major rice, corn, high value commercial crops, livestock and fishery producing provinces; (ii) areas where the majority of small farmers and agrarian reform beneficiaries registered under the RSBSA are located; and (iii) provinces or regions where the absolute number of poor farmers and the incidence of poverty are high as identified in the latest official poverty statistics of the PSA.

Upon completion of the construction, rehabilitation and repair of FMRs, the DPWH shall turn over the management and ownership thereof to the LGUs concerned, which shall commit to shoulder the maintenance and repair costs.

**11. Small-Scale Irrigation Projects.** The amount of One Billion One Hundred Nine Million Nine Hundred Twenty Nine Thousand Pesos (P1,109,929,000) appropriated herein for the implementation of small-scale irrigation projects shall be used for the construction, restoration, improvement, or installation, of small-scale irrigation projects in accordance with the master plan approved by the DA.

Upon completion of the construction, restoration, improvement, or installation of irrigation facilities, the DA shall turn over the management and ownership thereof to the LGUs or irrigator associations concerned, which shall commit to shoulder the maintenance and repair costs.

The DA, in coordination with the LGUs and irrigator's association, shall prioritize the following in the updating of the master plan: (i) major rice, corn, high value commercial crops producing provinces, and provinces with areas suitable for conversion to organic agriculture; (ii) areas where the majority of small farmers registered under the RSBSA are located; and (iii) provinces or regions where the absolute number of poor farmers and the incidence of poverty are high as identified in the latest official poverty statistics of the PSA.

The Secretary of Agriculture and the Agency's web administrator or his/her equivalent shall be responsible for ensuring that the approved network plan, community of farmers and agrarian reform beneficiaries, small-scale irrigation projects to be constructed for the year with the corresponding budgetary allocation, status of implementation supported by pre-construction and post-construction geo-tagged photos, aid project evaluation and/or assessment reports are encoded in the Agricultural Bio-system Engineering Management Information System (ABEMIS) and posted on the DA website.

**12. Agricultural Machineries, Equipment and Facilities.** The amount of Six Billion Two Hundred Twelve Million Two Hundred Seventy Five Thousand Pesos (P6,212,275,000) appropriated herein for Agricultural Machineries, Equipment and Facilities shall be used for the construction of facilities and procurement of machineries and equipment.

Upon completion of the construction of facilities and procurement of machineries and equipment, the DA shall turn over the management and ownership thereof to the LGUs or farmers or fisherfolk organizations concerned, which shall commit to shoulder maintenance and repair costs.

The Secretary of Agriculture and the Agency's web administrator or his/her equivalent shall be responsible for ensuring that the approved master plan, status of implementation and project evaluation and/or assessment reports are encoded in the ABEMIS and posted on the DA website.

**13. Engineering and Administrative Overhead Expenses.** The DA is authorized to deduct engineering and administrative overhead (EAO) expenses not exceeding one percent (1%) of the project funds for small-scale irrigation projects and other infrastructure projects costing more than One Million Pesos (P1,000,000).

The authorized EAO expenses shall be limited to: (i) administrative overhead including the hiring of individuals engaged as job orders or contracts of service or such other engagement of personnel without any employer-employee relationship; (ii) pre-construction activities such as topographic survey, and detailed engineering design, among others; (iii) construction project supervision, monitoring and project management; (iv) conduct of Constructors Performance Evaluation System (CPES); and (v) testing, evaluation and quality control. The EAO expenses shall be treated or booked-up as capitalized expenditures and form part of the project cost. This provision shall be subject to DA-DBM J.M.C. No. 4, dated May 27, 2021.

Disbursements or expenditures by the DA in violation of the above requirements shall be void and shall subject the erring officials and employees to disciplinary actions in accordance with Section 43, Chapter 5 and Section 80, Chapter 7, Book VI of E.O. No. 292, and to appropriate criminal action under existing penal laws.

**14. Seed Buffer Stocking.** The amount of Six Hundred Ninety Five Million Eight Hundred Sixty Thousand Pesos (P695,860,000) appropriated herein under Production Support Services Sub-Program on Rice and Corn shall be used for the purchase of seeds for buffer stocking to ensure the availability of high quality rice and corn seeds to be used in times of calamities and unforeseen events affecting rice and corn productions. In the distribution of seeds, the DA shall prioritize major rice and corn producing provinces in GIDA, as well as those affected by the typhoons and natural calamities.

**15. Implementation of the KADIWA ni ANI at KITA Program.** The amount of Two Hundred Fifty Million Pesos (P250,000,000) appropriated herein for the Implementation of the KADIWA ni ANI at KITA Program shall be used to implement a distribution system of agricultural produce from farm-gate to market, directly linking farmers and fisherfolk to consumers in high-demand and depressed areas; to create an additional market for small farmers and fisherfolk; and to provide consumers with agri-fishery products and other basic commodities at affordable prices.

**16. Young Farmers Challenge Fund.** The amount of One Hundred Fifty Million Pesos (P150,000,000) appropriated herein for the Young Farmers Challenge Fund shall be used to encourage and support the youth in staying or returning to agriculture; to engage them in food production, processing of agricultural products, and other farm-based enterprises; and to provide them the opportunity to own, lease, develop and cultivate the land for agricultural purposes.

**17. Resilience of Agricultural Communities.** The DA shall endeavor to increase the resilience of agricultural communities through the implementation of disaster-resilient agricultural infrastructure projects and the distribution and development of seeds which are optimally adaptive to present and future climate conditions.

The DA shall also conduct seminars and trainings for LGUs and farmers on the importance of water catchments and organic farming approaches, among the other elements of sustainable land use.

**18. Emergency Purchase.** The DA may resort to emergency purchase of goods in accordance with the provisions of R.A. No. 9184, its IRR and GPPB guidelines, for the cure and prevention of animal diseases outbreaks as may be declared by the DA, such as, but not limited to, Avian Influenza, African Swine Fever and rehabilitation of areas under calamity. Goods bought during an emergency should be delivered and distributed for the duration thereof.

**19. Completion of the Coconut Farmers Registry.** The Department of Agriculture Information and Communications Technology Service (DA-ICTS) is enjoined to assist the Philippine Coconut Authority in completing the Coconut Farmers Registry.

**20. Fuel Discount to Farmers and Fisherfolks.** The amount of Five Hundred Million Pesos (P500,000,000) appropriated herein shall be used to provide fuel discount to farmers and fisherfolk when the average Dubai crude oil price based on Mean of Platts Singapore (MOPS) for three (3) months reaches or exceeds Eighty Dollars (USD 80) per barrel: *Provided*, That the farmer or fisherfolk beneficiary owns and operates an agricultural and fishery machinery individually or through a farmer organization, cooperative or association: *Provided, further*, that in the case of fisherfolk, their fishing vessels are duly registered in the Integrated Boat Registry System or DA-BFAR's BOATR: *Provided, finally*, that for the farm machinery owned and/or operated by individual farmers or farmers' organization, proof of ownership shall be provided.

The DA Regional Field Units and BFAR Regional Offices shall issue fuel vouchers to qualified beneficiaries to claim the fuel discount, and likewise authorized to deduct one and half percent (1.5%) of the said amount for administrative and other operational expenses.

The DA shall furnish the Oversight Committee on Agriculture a copy of the implementing guidelines and submit quarterly reports on the implementation of the program. (CONDITIONAL IMPLEMENTATION - President's Veto Message, December 30, 2021, Volume I-B, page 812, R.A. No. 11639)

**21. Reporting and Posting Requirements.** The submission of the quarterly reports on its financial and physical accomplishments shall be in accordance with Section 99 of the General Provisions of this Act.

**22. Appropriations for Activities or Projects.** The amounts appropriated herein shall be used specifically for the following activities or projects in the indicated amounts and conditions:

New Appropriations, by Programs/Activities/Projects

	Current Operating Expenditures				
	Personnel Services	Maintenance and Other Operating Expenses	Financial Expenses	Capital Outlays	Total
General Administration and Support					
General management and supervision	P 799,905,000	P 463,677,000			P 1,263,582,000
National Capital Region (NCR)	355,353,000	260,765,000			616,118,000
Central Office	178,280,000	200,837,000			379,117,000
Agricultural Training Institute	24,081,000	11,909,000			35,990,000
Bureau of Animal Industry	59,206,000	7,355,000			66,561,000
Bureau of Agricultural Research	10,739,000	4,325,000			15,064,000
Bureau of Plant Industry	34,766,000	14,862,000			49,628,000
Bureau of Soils and Water Management	39,387,000	12,277,000			51,664,000
Bureau of Agricultural and Fisheries Engineering	8,894,000	9,200,000			18,094,000
Region I - Ilocos	26,840,000	13,787,000			40,627,000
Regional Field Unit - I	26,840,000	13,787,000			40,627,000
Cordillera Administrative Region (CAR)	25,173,000	8,005,000			33,178,000
Regional Field Unit - CAR	25,173,000	8,005,000			33,178,000
Region II - Cagayan Valley	26,185,000	16,523,000			42,708,000
Regional Field Unit - II	26,185,000	16,523,000			42,708,000
Region III - Central Luzon	27,358,000	20,006,000			47,364,000
Regional Field Unit - III	27,358,000	20,006,000			47,364,000

Region IVA - CALABARZON	<u>30,601,000</u>	<u>20,447,000</u>	<u>51,048,000</u>
Regional Field Unit - IVA	30,601,000	20,447,000	51,048,000
Region IVB - MIMAROPA	<u>26,569,000</u>	<u>9,458,000</u>	<u>36,027,000</u>
Regional Field Unit - IVB	26,569,000	9,458,000	36,027,000
Region V - Bicol	<u>55,416,000</u>	<u>13,631,000</u>	<u>69,047,000</u>
Regional Field Unit - V	55,416,000	13,631,000	69,047,000
Region VI - Western Visayas	<u>26,920,000</u>	<u>24,125,000</u>	<u>51,045,000</u>
Regional Field Unit - VI	26,920,000	24,125,000	51,045,000
Region VII - Central Visayas	<u>31,161,000</u>	<u>21,127,000</u>	<u>52,288,000</u>
Regional Field Unit - VII	31,161,000	21,127,000	52,288,000
Region VIII - Eastern Visayas	<u>31,310,000</u>	<u>15,617,000</u>	<u>46,927,000</u>
Regional Field Unit - VIII	31,310,000	15,617,000	46,927,000
Region IX - Zamboanga Peninsula	<u>28,041,000</u>	<u>12,525,000</u>	<u>40,566,000</u>
Philippine Rubber Research Institute	2,425,000	5,254,000	7,679,000
Regional Field Unit - IX	25,616,000	7,271,000	32,887,000
Region X - Northern Mindanao	<u>32,127,000</u>	<u>10,761,000</u>	<u>42,888,000</u>
Regional Field Unit - X	32,127,000	10,761,000	42,888,000
Region XI - Davao	<u>25,899,000</u>	<u>4,074,000</u>	<u>29,973,000</u>
Regional Field Unit - XI	25,899,000	4,074,000	29,973,000
Region XII - SOCCSKSARGEN	<u>24,705,000</u>	<u>6,826,000</u>	<u>31,531,000</u>
Regional Field Unit - XII	24,705,000	6,826,000	31,531,000
Region XIII - Caraga	<u>26,247,000</u>	<u>6,000,000</u>	<u>32,247,000</u>
Regional Field Unit - XIII	26,247,000	6,000,000	32,247,000
Administration of Personnel Benefits	<u>120,727,000</u>		<u>120,727,000</u>
National Capital Region (NCR)	<u>52,695,000</u>		<u>52,695,000</u>
Central Office	5,119,000		5,119,000
Agricultural Training Institute	4,496,000		4,496,000
Bureau of Animal Industry	9,129,000		9,129,000
Bureau of Agricultural Research	558,000		558,000
Bureau of Plant Industry	21,517,000		21,517,000

Bureau of Soils and Water Management	11,876,000	11,876,000
Regional I - Ilocos	<u>3,124,000</u>	<u>3,124,000</u>
Regional Field Unit - I	3,124,000	3,124,000
Cordillera Administrative Region (CAR)	<u>1,000,000</u>	<u>1,000,000</u>
Regional Field Unit - CAR	1,000,000	1,000,000
Region II - Cagayan Valley	<u>4,519,000</u>	<u>4,519,000</u>
Regional Field Unit - II	4,519,000	4,519,000
Region III - Central Luzon	<u>4,521,000</u>	<u>4,521,000</u>
Regional Field Unit - III	4,521,000	4,521,000
Region IVA - CALABARZON	<u>4,562,000</u>	<u>4,562,000</u>
Regional Field Unit - IVA	4,562,000	4,562,000
Region IVB - MIMAROPA	<u>8,971,000</u>	<u>8,971,000</u>
Regional Field Unit - IVB	8,971,000	8,971,000
Region V - Bicol	<u>5,435,000</u>	<u>5,435,000</u>
Regional Field Unit - V	5,435,000	5,435,000
Region VI - Western Visayas	<u>1,176,000</u>	<u>1,176,000</u>
Regional Field Unit - VI	1,176,000	1,176,000
Region VII - Central Visayas	<u>1,668,000</u>	<u>1,668,000</u>
Regional Field Unit - VII	1,668,000	1,668,000
Region VIII - Eastern Visayas	<u>7,364,000</u>	<u>7,364,000</u>
Regional Field Unit - VIII	7,364,000	7,364,000
Region IX - Zamboanga Peninsula	<u>15,565,000</u>	<u>15,565,000</u>
Regional Field Unit - IX	15,565,000	15,565,000
Region X - Northern Mindanao	<u>3,784,000</u>	<u>3,784,000</u>
Regional Field Unit - X	3,784,000	3,784,000
Region XI - Davao	<u>2,022,000</u>	<u>2,022,000</u>
Regional Field Unit - XI	2,022,000	2,022,000
Region XII - SOCCSKSARGEN	<u>4,321,000</u>	<u>4,321,000</u>
Regional Field Unit - XII	<u>4,321,000</u>	<u>4,321,000</u>
Sub-total, General Administration and Support	<u>920,632,000</u>	<u>463,677,000</u>
		<u>1,384,309,000</u>



**Support to Operations**

Planning and policy formulation for soil  
and water resources conservation,  
management and development (BSWM)

106,730,000

97,932,000

204,662,000

National Capital Region (NCR)

106,730,000

97,932,000

204,662,000

Bureau of Soils and Water Management

106,730,000

97,932,000

204,662,000

Coordination of agricultural research (BAR)

23,460,000

6,193,000

29,653,000

National Capital Region (NCR)

23,460,000

6,193,000

29,653,000

Bureau of Agricultural Research

23,460,000

6,193,000

29,653,000

Information and Communication

Technology (ICT) Management Support

32,369,000

96,414,000

186,131,000

314,914,000

National Capital Region (NCR)

32,369,000

66,138,000

110,452,000

208,959,000

Central Office

32,369,000

40,735,000

83,652,000

156,756,000

Agricultural Training Institute

2,237,000

7,405,000

9,642,000

Bureau of Animal Industry

6,567,000

8,923,000

15,490,000

Bureau of Agricultural Research

1,902,000

619,000

2,521,000

Bureau of Plant Industry

10,978,000

4,054,000

15,032,000

Bureau of Soils and Water Management

2,360,000

4,978,000

7,338,000

Bureau of Agricultural and  
Fisheries Engineering

1,359,000

821,000

2,180,000

Regional I - Ilocos

2,877,000

6,449,000

9,326,000

Regional Field Unit - I

2,877,000

6,449,000

9,326,000

Cordillera Administrative Region (CAR)

1,254,000

3,685,000

4,939,000

Regional Field Unit - CAR

1,254,000

3,685,000

4,939,000

Region II - Cagayan Valley

3,054,000

3,047,000

6,101,000

Regional Field Unit - II

3,054,000

3,047,000

6,101,000

Region III - Central Luzon

1,138,000

5,418,000

6,556,000

Regional Field Unit - III

1,138,000

5,418,000

6,556,000

Region IVA - CALABARZON

3,954,000

11,066,000

15,020,000

Regional Field Unit - IVA

3,954,000

11,066,000

15,020,000

Region IVB - MIMAROPA

658,000

2,198,000

2,856,000

Regional Field Unit - IVB

658,000

2,198,000

2,856,000

Region V - Bicol	<u>1,730,000</u>	<u>8,913,000</u>	<u>10,643,000</u>
Regional Field Unit - V	1,730,000	8,913,000	10,643,000
Region VI - Western Visayas	<u>1,287,000</u>	<u>8,682,000</u>	<u>9,969,000</u>
Regional Field Unit - VI	1,287,000	8,682,000	9,969,000
Region VII - Central Visayas	<u>2,939,000</u>	<u>2,817,000</u>	<u>5,756,000</u>
Regional Field Unit - VII	2,939,000	2,817,000	5,756,000
Region VIII - Eastern Visayas	<u>3,334,000</u>	<u>3,713,000</u>	<u>7,047,000</u>
Regional Field Unit - VIII	3,334,000	3,713,000	7,047,000
Region IX - Zamboanga Peninsula	<u>1,792,000</u>	<u>4,696,000</u>	<u>6,488,000</u>
Philippine Rubber Research Institute	770,000	628,000	1,398,000
Regional Field Unit - IX	1,022,000	4,068,000	5,090,000
Region X - Northern Mindanao	<u>1,754,000</u>	<u>2,880,000</u>	<u>4,634,000</u>
Regional Field Unit - X	1,754,000	2,880,000	4,634,000
Region XI - Davao	<u>1,430,000</u>	<u>7,287,000</u>	<u>8,717,000</u>
Regional Field Unit - XI	1,430,000	7,287,000	8,717,000
Region XII - SOCCSKSARGEN	<u>2,191,000</u>	<u>2,224,000</u>	<u>4,415,000</u>
Regional Field Unit - XII	2,191,000	2,224,000	4,415,000
Region XIII - Caraga	<u>884,000</u>	<u>2,604,000</u>	<u>3,488,000</u>
Regional Field Unit - XIII	884,000	2,604,000	3,488,000
Public information services	<u>11,227,000</u>	<u>3,255,000</u>	<u>14,482,000</u>
National Capital Region (NCR)	<u>11,227,000</u>	<u>3,255,000</u>	<u>14,482,000</u>
Central Office	11,227,000	3,255,000	14,482,000
Development of organizational policies, plans and procedures	<u>126,304,000</u>	<u>188,132,000</u>	<u>314,436,000</u>
National Capital Region (NCR)	<u>7,992,000</u>	<u>44,228,000</u>	<u>52,220,000</u>
Central Office		38,527,000	38,527,000
Bureau of Agricultural and Fisheries Engineering	7,992,000	5,701,000	13,693,000
Region I - Ilocos	<u>8,700,000</u>	<u>5,968,000</u>	<u>14,668,000</u>
Regional Field Unit - I	8,700,000	5,968,000	14,668,000
Cordillera Administrative Region (CAR)	<u>8,693,000</u>	<u>5,298,000</u>	<u>13,991,000</u>

Regional Field Unit - CAR	8,693,000	5,298,000	13,991,000
Region II - Cagayan Valley	<u>7,490,000</u>	<u>26,502,000</u>	<u>33,992,000</u>
Regional Field Unit - II	7,490,000	26,502,000	33,992,000
Region III - Central Luzon	<u>8,020,000</u>	<u>12,104,000</u>	<u>20,124,000</u>
Regional Field Unit - III	8,020,000	12,104,000	20,124,000
Region IVA - CALABARZON	<u>8,682,000</u>	<u>8,569,000</u>	<u>17,251,000</u>
Regional Field Unit - IVA	8,682,000	8,569,000	17,251,000
Region IVB - MIMAROPA	<u>8,190,000</u>	<u>14,785,000</u>	<u>22,975,000</u>
Regional Field Unit - IVB	8,190,000	14,785,000	22,975,000
Region V - Bicol	<u>8,717,000</u>	<u>15,302,000</u>	<u>24,019,000</u>
Regional Field Unit - V	8,717,000	15,302,000	24,019,000
Region VI - Western Visayas	<u>8,345,000</u>	<u>18,297,000</u>	<u>26,642,000</u>
Regional Field Unit - VI	8,345,000	18,297,000	26,642,000
Region VII - Central Visayas	<u>6,449,000</u>	<u>5,188,000</u>	<u>11,637,000</u>
Regional Field Unit - VII	6,449,000	5,188,000	11,637,000
Region VIII - Eastern Visayas	<u>7,192,000</u>	<u>4,293,000</u>	<u>11,485,000</u>
Regional Field Unit - VIII	7,192,000	4,293,000	11,485,000
Region IX - Zamboanga Peninsula	<u>6,352,000</u>	<u>7,072,000</u>	<u>13,424,000</u>
Regional Field Unit - IX	6,352,000	7,072,000	13,424,000
Region X - Northern Mindanao	<u>7,548,000</u>	<u>4,123,000</u>	<u>11,671,000</u>
Regional Field Unit - X	7,548,000	4,123,000	11,671,000
Region XI - Davao	<u>7,277,000</u>	<u>4,466,000</u>	<u>11,743,000</u>
Regional Field Unit - XI	7,277,000	4,466,000	11,743,000
Region XII - SOCCSKSARGEN	<u>8,601,000</u>	<u>6,503,000</u>	<u>15,104,000</u>
Regional Field Unit - XII	8,601,000	6,503,000	15,104,000
Region XIII - Caraga	<u>8,056,000</u>	<u>5,434,000</u>	<u>13,490,000</u>
Regional Field Unit - XIII	8,056,000	5,434,000	13,490,000
Agri-business and marketing services	<u>23,038,000</u>	<u>8,130,000</u>	<u>31,168,000</u>
National Capital Region (NCR)	<u>23,038,000</u>	<u>8,130,000</u>	<u>31,168,000</u>
Central Office	23,038,000	8,130,000	31,168,000

International affairs coordination and liaisoning	<u>72,462,000</u>	<u>42,306,000</u>	<u>114,768,000</u>
National Capital Region (NCR)	<u>72,462,000</u>	<u>42,306,000</u>	<u>114,768,000</u>
Central Office	72,462,000	42,306,000	114,768,000
Operation and maintenance of the integrated laboratories	<u>243,257,000</u>	<u>368,132,000</u>	<u>611,389,000</u>
Region I - Ilocos	<u>16,212,000</u>	<u>24,478,000</u>	<u>40,690,000</u>
Regional Field Unit - I	16,212,000	24,478,000	40,690,000
Cordillera Administrative Region (CAR)	<u>14,598,000</u>	<u>17,187,000</u>	<u>31,785,000</u>
Regional Field Unit - CAR	14,598,000	17,187,000	31,785,000
Region II - Cagayan Valley	<u>20,143,000</u>	<u>60,378,000</u>	<u>80,521,000</u>
Regional Field Unit - II	20,143,000	60,378,000	80,521,000
Region III - Central Luzon	<u>22,492,000</u>	<u>40,030,000</u>	<u>62,522,000</u>
Regional Field Unit - III	22,492,000	40,030,000	62,522,000
Region IVA - CALABARZON	<u>22,371,000</u>	<u>19,317,000</u>	<u>41,688,000</u>
Regional Field Unit - IVA	22,371,000	19,317,000	41,688,000
Region IVB - MIMAROPA	<u>11,287,000</u>	<u>11,952,000</u>	<u>23,239,000</u>
Regional Field Unit - IVB	11,287,000	11,952,000	23,239,000
Region V - Bicol	<u>11,866,000</u>	<u>45,477,000</u>	<u>57,343,000</u>
Regional Field Unit - V	11,866,000	45,477,000	57,343,000
Region VI - Western Visayas	<u>16,072,000</u>	<u>7,683,000</u>	<u>23,755,000</u>
Regional Field Unit - VI	16,072,000	7,683,000	23,755,000
Region VII - Central Visayas	<u>17,735,000</u>	<u>15,777,000</u>	<u>33,512,000</u>
Regional Field Unit - VII	17,735,000	15,777,000	33,512,000
Region VIII - Eastern Visayas	<u>14,378,000</u>	<u>8,443,000</u>	<u>22,821,000</u>
Regional Field Unit - VIII	14,378,000	8,443,000	22,821,000
Region IX - Zamboanga Peninsula	<u>16,950,000</u>	<u>41,631,000</u>	<u>58,581,000</u>
Regional Field Unit - IX	16,950,000	41,631,000	58,581,000
Region X - Northern Mindanao	<u>15,717,000</u>	<u>19,726,000</u>	<u>35,443,000</u>
Regional Field Unit - X	15,717,000	19,726,000	35,443,000

Region XI - Davao	<u>14,022,000</u>	<u>32,484,000</u>		<u>46,506,000</u>
Regional Field Unit - XI	14,022,000	32,484,000		46,506,000
Region XII - SOCCSKSARGEN	<u>13,724,000</u>	<u>17,415,000</u>		<u>31,139,000</u>
Regional Field Unit - XII	13,724,000	17,415,000		31,139,000
Region XIII - Caraga	<u>15,690,000</u>	<u>6,154,000</u>		<u>21,844,000</u>
Regional Field Unit - XIII	15,690,000	6,154,000		21,844,000
Field program management activities	<u>188,031,000</u>	<u>1,175,178,000</u>	<u>3,550,000</u>	<u>1,366,759,000</u>
National Capital Region (NCR)	<u>32,641,000</u>	<u>260,751,000</u>		<u>293,392,000</u>
Central Office	23,074,000	228,841,000		251,915,000
Bureau of Animal Industry		6,800,000		6,800,000
Bureau of Plant Industry		22,110,000		22,110,000
Bureau of Soils and Water Management		3,000,000		3,000,000
Bureau of Agricultural and Fisheries Engineering	9,567,000			9,567,000
Region I - Ilocos	<u>14,533,000</u>	<u>55,051,000</u>		<u>69,584,000</u>
Regional Field Unit - I	14,533,000	55,051,000		69,584,000
Cordillera Administrative Region (CAR)	<u>4,231,000</u>	<u>47,766,000</u>		<u>51,997,000</u>
Regional Field Unit - CAR	4,231,000	47,766,000		51,997,000
Region II - Cagayan Valley	<u>18,746,000</u>	<u>96,145,000</u>	<u>2,000,000</u>	<u>116,891,000</u>
Regional Field Unit - II	18,746,000	96,145,000	2,000,000	116,891,000
Region III - Central Luzon		<u>97,790,000</u>		<u>97,790,000</u>
Regional Field Unit - III		97,790,000		97,790,000
Region IVA - CALABARZON	<u>30,726,000</u>	<u>63,849,000</u>	<u>150,000</u>	<u>94,725,000</u>
Regional Field Unit - IVA	30,726,000	63,849,000	150,000	94,725,000
Region IVB - MIMAROPA		<u>64,057,000</u>		<u>64,057,000</u>
Regional Field Unit - IVB		64,057,000		64,057,000
Region V - Bicol	<u>15,065,000</u>	<u>56,298,000</u>		<u>71,363,000</u>
Regional Field Unit - V	15,065,000	56,298,000		71,363,000
Region VI - Western Visayas	<u>21,213,000</u>	<u>70,959,000</u>		<u>92,172,000</u>
Regional Field Unit - VI	21,213,000	70,959,000		92,172,000

Region VII - Central Visayas		<u>45,593,000</u>		<u>45,593,000</u>
Regional Field Unit - VII		45,593,000		45,593,000
Region VIII - Eastern Visayas	<u>19,672,000</u>	<u>50,813,000</u>	<u>550,000</u>	<u>71,035,000</u>
Regional Field Unit - VIII	19,672,000	50,813,000	550,000	71,035,000
Region IX - Zamboanga Peninsula		<u>50,804,000</u>	<u>850,000</u>	<u>51,654,000</u>
Regional Field Unit - IX		50,804,000	850,000	51,654,000
Region X - Northern Mindanao	<u>684,000</u>	<u>71,207,000</u>		<u>71,891,000</u>
Regional Field Unit - X	684,000	71,207,000		71,891,000
Region XI - Davao	<u>18,744,000</u>	<u>49,534,000</u>		<u>68,278,000</u>
Regional Field Unit - XI	18,744,000	49,534,000		68,278,000
Region XII - SOCCSKSARGEN	<u>11,776,000</u>	<u>51,123,000</u>		<u>62,899,000</u>
Regional Field Unit - XII	11,776,000	51,123,000		62,899,000
Region XIII - Caraga		<u>43,438,000</u>		<u>43,438,000</u>
Regional Field Unit - XIII		43,438,000		43,438,000
Quick Response Fund		<u>1,000,000,000</u>		<u>1,000,000,000</u>
National Capital Region (NCR)		<u>1,000,000,000</u>		<u>1,000,000,000</u>
Central Office		1,000,000,000		1,000,000,000
Agriculture and fishery engineering support activities	<u>175,995,000</u>	<u>168,169,000</u>		<u>344,164,000</u>
National Capital Region (NCR)		<u>9,825,000</u>		<u>9,825,000</u>
Bureau of Agricultural and Fisheries Engineering		9,825,000		9,825,000
Region I - Ilocos		<u>10,069,000</u>		<u>10,069,000</u>
Regional Field Unit - I		10,069,000		10,069,000
Cordillera Administrative Region (CAR)	<u>10,274,000</u>	<u>10,000,000</u>		<u>20,274,000</u>
Regional Field Unit - CAR	10,274,000	10,000,000		20,274,000
Region II - Cagayan Valley	<u>14,471,000</u>	<u>11,000,000</u>		<u>25,471,000</u>
Regional Field Unit - II	14,471,000	11,000,000		25,471,000
Region III - Central Luzon	<u>14,657,000</u>	<u>11,000,000</u>		<u>25,657,000</u>
Regional Field Unit - III	14,657,000	11,000,000		25,657,000



Region IVA - CALABARZON	<u>18,447,000</u>	<u>11,000,000</u>	<u>29,447,000</u>
Regional Field Unit - IVA	18,447,000	11,000,000	29,447,000
Region IVB - MIMAROPA	<u>11,868,000</u>	<u>10,069,000</u>	<u>21,937,000</u>
Regional Field Unit - IVB	11,868,000	10,069,000	21,937,000
Region V - Bicol	<u>12,365,000</u>	<u>11,000,000</u>	<u>23,365,000</u>
Regional Field Unit - V	12,365,000	11,000,000	23,365,000
Region VI - Western Visayas	<u>14,791,000</u>	<u>11,000,000</u>	<u>25,791,000</u>
Regional Field Unit - VI	14,791,000	11,000,000	25,791,000
Region VII - Central Visayas	<u>9,500,000</u>	<u>10,000,000</u>	<u>19,500,000</u>
Regional Field Unit - VII	9,500,000	10,000,000	19,500,000
Region VIII - Eastern Visayas	<u>10,561,000</u>	<u>10,068,000</u>	<u>20,629,000</u>
Regional Field Unit - VIII	10,561,000	10,068,000	20,629,000
Region IX - Zamboanga Peninsula	<u>8,392,000</u>	<u>10,069,000</u>	<u>18,461,000</u>
Regional Field Unit - IX	8,392,000	10,069,000	18,461,000
Region X - Northern Mindanao	<u>13,453,000</u>	<u>11,000,000</u>	<u>24,453,000</u>
Regional Field Unit - X	13,453,000	11,000,000	24,453,000
Region XI - Davao	<u>14,217,000</u>	<u>11,000,000</u>	<u>25,217,000</u>
Regional Field Unit - XI	14,217,000	11,000,000	25,217,000
Region XII - SOCCSKSARGEN	<u>12,906,000</u>	<u>11,000,000</u>	<u>23,906,000</u>
Regional Field Unit - XII	12,906,000	11,000,000	23,906,000
Region XIII - Caraga	<u>10,093,000</u>	<u>10,069,000</u>	<u>20,162,000</u>
Regional Field Unit - XIII	10,093,000	10,069,000	20,162,000
Food laboratory testing support activities	<u>61,830,000</u>	<u>19,575,000</u>	<u>81,405,000</u>
National Capital Region (NCR)	61,830,000	19,575,000	81,405,000
Central Office	61,830,000	19,575,000	81,405,000
Sub-total, Support to Operations	<u>1,064,703,000</u>	<u>3,173,416,000</u>	<u>189,681,000</u>
Operations			
Productivity in the agricultural sector increased	<u>1,925,619,000</u>	<u>28,821,625,000</u>	<u>22,240,109,000</u>
			<u>52,987,353,000</u>

TECHNICAL AND SUPPORT SERVICES PROGRAM	<u>1,285,633,000</u>	<u>17,390,737,000</u>	<u>951,699,000</u>	<u>19,628,069,000</u>
PRODUCTION SUPPORT SERVICES (PSS) SUB-PROGRAM	<u>255,210,000</u>	<u>12,860,901,000</u>	<u>714,246,000</u>	<u>13,830,357,000</u>
PSS on the National Rice Program		<u>10,732,284,000</u>	<u>155,250,000</u>	<u>10,887,534,000</u>
National Capital Region (NCR)		<u>62,932,000</u>	<u>22,500,000</u>	<u>85,432,000</u>
Bureau of Plant Industry		62,932,000	22,500,000	85,432,000
Region I - Ilocos		<u>1,281,205,000</u>	<u>30,000,000</u>	<u>1,311,205,000</u>
Regional Field Unit - I		1,281,205,000	30,000,000	1,311,205,000
Cordillera Administrative Region (CAR)		<u>264,848,000</u>	<u>2,000,000</u>	<u>266,848,000</u>
Regional Field Unit - CAR		264,848,000	2,000,000	266,848,000
Region II - Cagayan Valley		<u>2,188,690,000</u>	<u>4,000,000</u>	<u>2,192,690,000</u>
Regional Field Unit - II		2,188,690,000	4,000,000	2,192,690,000
Region III - Central Luzon		<u>2,365,803,000</u>	<u>8,000,000</u>	<u>2,373,803,000</u>
Regional Field Unit - III		2,365,803,000	8,000,000	2,373,803,000
Region IVA - CALABARZON		<u>140,694,000</u>	<u>6,900,000</u>	<u>147,594,000</u>
Regional Field Unit - IVA		140,694,000	6,900,000	147,594,000
Region IVB - MIMAROPA		<u>1,262,194,000</u>		<u>1,262,194,000</u>
Regional Field Unit - IVB		1,262,194,000		1,262,194,000
Region V - Bicol		<u>723,756,000</u>	<u>6,970,000</u>	<u>730,726,000</u>
Regional Field Unit - V		723,756,000	6,970,000	730,726,000
Region VI - Western Visayas		<u>819,148,000</u>	<u>10,000,000</u>	<u>829,148,000</u>
Regional Field Unit - VI		819,148,000	10,000,000	829,148,000
Region VII - Central Visayas		<u>26,306,000</u>	<u>7,500,000</u>	<u>33,806,000</u>
Regional Field Unit - VII		26,306,000	7,500,000	33,806,000
Region VIII - Eastern Visayas		<u>452,449,000</u>	<u>17,650,000</u>	<u>470,099,000</u>
Regional Field Unit - VIII		452,449,000	17,650,000	470,099,000
Region IX - Zamboanga Peninsula		<u>147,443,000</u>	<u>25,100,000</u>	<u>172,543,000</u>
Regional Field Unit - IX		147,443,000	25,100,000	172,543,000
Region X - Northern Mindanao		<u>385,226,000</u>	<u>6,500,000</u>	<u>391,726,000</u>
Regional Field Unit - X		385,226,000	6,500,000	391,726,000

Region XI - Davao	<u>12,641,000</u>	<u>6,000,000</u>	<u>18,641,000</u>
Regional Field Unit - XI	12,641,000	6,000,000	18,641,000
Region XII - SOCCSKSARGEN	<u>544,217,000</u>		<u>544,217,000</u>
Regional Field Unit - XII	544,217,000		544,217,000
Region XIII - Caraga	<u>54,732,000</u>	<u>2,130,000</u>	<u>56,862,000</u>
Regional Field Unit - XIII	54,732,000	2,130,000	56,862,000
PSS on the National Livestock Program	<u>881,516,000</u>	<u>483,993,000</u>	<u>1,365,509,000</u>
National Capital Region (NCR)	<u>121,137,000</u>	<u>17,490,000</u>	<u>138,627,000</u>
Central Office	50,000,000		50,000,000
Bureau of Animal Industry	71,137,000	17,490,000	88,627,000
Region I - Ilocos	<u>76,174,000</u>	<u>55,790,000</u>	<u>131,964,000</u>
Regional Field Unit - I	76,174,000	55,790,000	131,964,000
Cordillera Administrative Region (CAR)	<u>52,975,000</u>	<u>24,220,000</u>	<u>77,195,000</u>
Regional Field Unit - CAR	52,975,000	24,220,000	77,195,000
Region II - Cagayan Valley	<u>118,866,000</u>	<u>83,580,000</u>	<u>202,446,000</u>
Regional Field Unit - II	118,866,000	83,580,000	202,446,000
Region III - Central Luzon	<u>160,396,000</u>	<u>138,356,000</u>	<u>298,752,000</u>
Regional Field Unit - III	160,396,000	138,356,000	298,752,000
Region IVA - CALABARZON	<u>68,306,000</u>	<u>48,118,000</u>	<u>116,424,000</u>
Regional Field Unit - IVA	68,306,000	48,118,000	116,424,000
Region IVB - MIMAROPA	<u>19,315,000</u>	<u>5,200,000</u>	<u>24,515,000</u>
Regional Field Unit - IVB	19,315,000	5,200,000	24,515,000
Region V - Bicol	<u>59,120,000</u>	<u>34,200,000</u>	<u>93,320,000</u>
Regional Field Unit - V	59,120,000	34,200,000	93,320,000
Region VI - Western Visayas	<u>12,207,000</u>	<u>6,529,000</u>	<u>18,736,000</u>
Regional Field Unit - VI	12,207,000	6,529,000	18,736,000
Region VII - Central Visayas	<u>17,403,000</u>	<u>880,000</u>	<u>18,283,000</u>
Regional Field Unit - VII	17,403,000	880,000	18,283,000
Region VIII - Eastern Visayas	<u>26,919,000</u>	<u>9,240,000</u>	<u>36,159,000</u>
Regional Field Unit - VIII	26,919,000	9,240,000	36,159,000

Region IX - Zamboanga Peninsula	<u>22,704,000</u>	<u>1,000,000</u>	<u>23,704,000</u>
Regional Field Unit - IX	22,704,000	1,000,000	23,704,000
Region X - Northern Mindanao	<u>30,158,000</u>	<u>12,160,000</u>	<u>42,318,000</u>
Regional Field Unit - X	30,158,000	12,160,000	42,318,000
Region XI - Davao	<u>57,449,000</u>	<u>34,920,000</u>	<u>92,369,000</u>
Regional Field Unit - XI	57,449,000	34,920,000	92,369,000
Region XII - SOCCSKSARGEN	<u>20,754,000</u>	<u>5,160,000</u>	<u>25,914,000</u>
Regional Field Unit - XII	20,754,000	5,160,000	25,914,000
Region XIII - Caraga	<u>17,633,000</u>	<u>7,150,000</u>	<u>24,783,000</u>
Regional Field Unit - XIII	17,633,000	7,150,000	24,783,000
PSS on the National Corn Program	<u>602,166,000</u>	<u>25,250,000</u>	<u>627,416,000</u>
National Capital Region (NCR)	<u>12,791,000</u>	<u>3,600,000</u>	<u>16,391,000</u>
Bureau of Plant Industry	12,791,000	3,600,000	16,391,000
Region I - Ilocos	<u>38,338,000</u>		<u>38,338,000</u>
Regional Field Unit - I	38,338,000		38,338,000
Cordillera Administrative Region (CAR)	<u>29,191,000</u>	<u>650,000</u>	<u>29,841,000</u>
Regional Field Unit - CAR	29,191,000	650,000	29,841,000
Region II - Cagayan Valley	<u>96,064,000</u>		<u>96,064,000</u>
Regional Field Unit - II	96,064,000		96,064,000
Region III - Central Luzon	<u>37,616,000</u>	<u>2,000,000</u>	<u>39,616,000</u>
Regional Field Unit - III	37,616,000	2,000,000	39,616,000
Region IVA - CALABARZON	<u>43,023,000</u>	<u>2,400,000</u>	<u>45,423,000</u>
Regional Field Unit - IVA	43,023,000	2,400,000	45,423,000
Region IVB - MIMAROPA	<u>32,195,000</u>		<u>32,195,000</u>
Regional Field Unit - IVB	32,195,000		32,195,000
Region V - Bicol	<u>28,338,000</u>	<u>8,800,000</u>	<u>37,138,000</u>
Regional Field Unit - V	28,338,000	8,800,000	37,138,000
Region VI - Western Visayas	<u>30,317,000</u>	<u>100,000</u>	<u>30,417,000</u>
Regional Field Unit - VI	30,317,000	100,000	30,417,000
Region VII - Central Visayas	<u>28,069,000</u>		<u>28,069,000</u>

Regional Field Unit - VII	28,069,000		28,069,000
Region VIII - Eastern Visayas	<u>23,422,000</u>	<u>2,500,000</u>	<u>25,922,000</u>
Regional Field Unit - VIII	23,422,000	2,500,000	25,922,000
Region IX - Zamboanga Peninsula	<u>20,150,000</u>	<u>2,000,000</u>	<u>22,150,000</u>
Regional Field Unit - IX	20,150,000	2,000,000	22,150,000
Region X - Northern Mindanao	<u>37,714,000</u>	<u>3,000,000</u>	<u>40,714,000</u>
Regional Field Unit - X	37,714,000	3,000,000	40,714,000
Region XI - Davao	<u>34,220,000</u>	<u>200,000</u>	<u>34,420,000</u>
Regional Field Unit - XI	34,220,000	200,000	34,420,000
Region XII - SOCCSKSARGEN	<u>77,211,000</u>		<u>77,211,000</u>
Regional Field Unit - XII	77,211,000		77,211,000
Region XIII - Caraga	<u>33,507,000</u>		<u>33,507,000</u>
Regional Field Unit - XIII	33,507,000		33,507,000
PSS on the National High-Value Crops Development Program	<u>476,520,000</u>	<u>27,834,000</u>	<u>504,354,000</u>
National Capital Region (NCR)	<u>70,617,000</u>	<u>3,000,000</u>	<u>73,617,000</u>
Bureau of Plant Industry	70,617,000	3,000,000	73,617,000
Region I - Ilocos	<u>29,974,000</u>	<u>3,900,000</u>	<u>33,874,000</u>
Regional Field Unit - I	29,974,000	3,900,000	33,874,000
Cordillera Administrative Region (CAR)	<u>37,535,000</u>		<u>37,535,000</u>
Regional Field Unit - CAR	37,535,000		37,535,000
Region II - Cagayan Valley	<u>37,431,000</u>		<u>37,431,000</u>
Regional Field Unit - II	37,431,000		37,431,000
Region III - Central Luzon	<u>34,916,000</u>		<u>34,916,000</u>
Regional Field Unit - III	34,916,000		34,916,000
Region IVA - CALABARZON	<u>33,354,000</u>	<u>4,200,000</u>	<u>37,554,000</u>
Regional Field Unit - IVA	33,354,000	4,200,000	37,554,000
Region IVB - MIMAROPA	<u>36,345,000</u>		<u>36,345,000</u>
Regional Field Unit - IVB	36,345,000		36,345,000
Region V - Bicol	<u>36,301,000</u>	<u>7,747,000</u>	<u>44,048,000</u>
Regional Field Unit - V	36,301,000	7,747,000	44,048,000

Region VI - Western Visayas	<u>23,940,000</u>	<u>1,500,000</u>	<u>25,440,000</u>
Regional Field Unit - VI	23,940,000	1,500,000	25,440,000
Region VII - Central Visayas	<u>8,492,000</u>		<u>8,492,000</u>
Regional Field Unit - VII	8,492,000		8,492,000
Region VIII - Eastern Visayas	<u>15,891,000</u>	<u>1,974,000</u>	<u>17,865,000</u>
Regional Field Unit - VIII	15,891,000	1,974,000	17,865,000
Region IX - Zamboanga Peninsula	<u>32,729,000</u>		<u>32,729,000</u>
Regional Field Unit - IX	32,729,000		32,729,000
Region X - Northern Mindanao	<u>14,682,000</u>	<u>800,000</u>	<u>15,482,000</u>
Regional Field Unit - X	14,682,000	800,000	15,482,000
Region XI - Davao	<u>19,548,000</u>	<u>4,400,000</u>	<u>23,948,000</u>
Regional Field Unit - XI	19,548,000	4,400,000	23,948,000
Region XII - SOCCSKSARGEN	<u>22,470,000</u>		<u>22,470,000</u>
Regional Field Unit - XII	22,470,000		22,470,000
Region XIII - Caraga	<u>22,295,000</u>	<u>313,000</u>	<u>22,608,000</u>
Regional Field Unit - XIII	22,295,000	313,000	22,608,000
PSS on the Promotion and Development of Organic Agriculture Program	<u>79,968,000</u>	<u>21,919,000</u>	<u>101,887,000</u>
National Capital Region (NCR)	<u>19,675,000</u>	<u>6,515,000</u>	<u>26,190,000</u>
Bureau of Animal Industry	3,188,000	1,665,000	4,853,000
Bureau of Plant Industry	16,487,000	4,850,000	21,337,000
Region I - Ilocos	<u>8,111,000</u>	<u>1,687,000</u>	<u>9,798,000</u>
Regional Field Unit - I	8,111,000	1,687,000	9,798,000
Cordillera Administrative Region (CAR)	<u>6,162,000</u>	<u>475,000</u>	<u>6,637,000</u>
Regional Field Unit - CAR	6,162,000	475,000	6,637,000
Region II - Cagayan Valley	<u>6,860,000</u>		<u>6,860,000</u>
Regional Field Unit - II	6,860,000		6,860,000
Region III - Central Luzon	<u>7,360,000</u>	<u>3,710,000</u>	<u>11,070,000</u>
Regional Field Unit - III	7,360,000	3,710,000	11,070,000
Region IVA - CALABARZON	<u>2,465,000</u>	<u>892,000</u>	<u>3,357,000</u>
Regional Field Unit - IVA	2,465,000	892,000	3,357,000



Region IVB - MIMAROPA		<u>4,185,000</u>	<u>4,185,000</u>
Regional Field Unit - IVB		4,185,000	4,185,000
Region V - Bicol		<u>4,150,000</u>	<u>540,000</u>
Regional Field Unit - V		4,150,000	540,000
Region VI - Western Visayas		<u>1,500,000</u>	<u>1,500,000</u>
Regional Field Unit - VI		1,500,000	1,500,000
Region VII - Central Visayas		<u>3,816,000</u>	<u>270,000</u>
Regional Field Unit - VII		3,816,000	270,000
Region VIII - Eastern Visayas		<u>2,161,000</u>	<u>1,950,000</u>
Regional Field Unit - VIII		2,161,000	1,950,000
Region IX - Zamboanga Peninsula		<u>2,307,000</u>	<u>2,307,000</u>
Regional Field Unit - IX		2,307,000	2,307,000
Region X - Northern Mindanao		<u>1,832,000</u>	<u>1,832,000</u>
Regional Field Unit - X		1,832,000	1,832,000
Region XI - Davao		<u>1,920,000</u>	<u>1,920,000</u>
Regional Field Unit - XI		1,920,000	1,920,000
Region XII - SOCCSKSARGEN		<u>3,270,000</u>	<u>2,000,000</u>
Regional Field Unit - XII		3,270,000	2,000,000
Region XIII - Caraga		<u>4,194,000</u>	<u>3,880,000</u>
Regional Field Unit - XIII		4,194,000	3,880,000
Other production support services activities	<u>255,210,000</u>	<u>88,447,000</u>	<u>343,657,000</u>
National Capital Region (NCR)	<u>65,620,000</u>	<u>26,056,000</u>	<u>91,676,000</u>
Bureau of Animal Industry	24,303,000	21,283,000	45,586,000
Bureau of Plant Industry	41,317,000	4,773,000	46,090,000
Region I - Ilocos	<u>21,396,000</u>	<u>7,582,000</u>	<u>28,978,000</u>
Regional Field Unit - I	21,396,000	7,582,000	28,978,000
Cordillera Administrative Region (CAR)	<u>18,515,000</u>	<u>2,056,000</u>	<u>20,571,000</u>
Regional Field Unit - CAR	18,515,000	2,056,000	20,571,000
Region II - Cagayan Valley		<u>2,877,000</u>	<u>2,877,000</u>
Regional Field Unit - II		2,877,000	2,877,000

Region III - Central Luzon	<u>20,869,000</u>	<u>4,310,000</u>		<u>25,179,000</u>
Regional Field Unit - III	20,869,000	4,310,000		25,179,000
Region IVA - CALABARZON	<u>3,193,000</u>	<u>9,274,000</u>		<u>12,467,000</u>
Regional Field Unit - IVA	3,193,000	9,274,000		12,467,000
Region IVB - MIMAROPA	<u>22,769,000</u>	<u>4,802,000</u>		<u>27,571,000</u>
Regional Field Unit - IVB	22,769,000	4,802,000		27,571,000
Region V - Bicol	<u>9,126,000</u>	<u>6,216,000</u>		<u>15,342,000</u>
Regional Field Unit - V	9,126,000	6,216,000		15,342,000
Region VI - Western Visayas		<u>4,597,000</u>		<u>4,597,000</u>
Regional Field Unit - VI		4,597,000		4,597,000
Region VII - Central Visayas	<u>18,624,000</u>	<u>6,019,000</u>		<u>24,643,000</u>
Regional Field Unit - VII	18,624,000	6,019,000		24,643,000
Region VIII - Eastern Visayas	<u>2,624,000</u>	<u>2,858,000</u>		<u>5,482,000</u>
Regional Field Unit - VIII	2,624,000	2,858,000		5,482,000
Region IX - Zamboanga Peninsula	<u>23,098,000</u>	<u>2,314,000</u>		<u>25,412,000</u>
Philippine Rubber Research Institute	1,713,000			1,713,000
Regional Field Unit - IX	21,385,000	2,314,000		23,699,000
Region X - Northern Mindanao	<u>26,424,000</u>	<u>2,316,000</u>		<u>28,740,000</u>
Regional Field Unit - X	26,424,000	2,316,000		28,740,000
Region XI - Davao		<u>3,639,000</u>		<u>3,639,000</u>
Regional Field Unit - XI		3,639,000		3,639,000
Region XII - SOCCSKSARGEN	<u>6,236,000</u>	<u>1,452,000</u>		<u>7,688,000</u>
Regional Field Unit - XII	6,236,000	1,452,000		7,688,000
Region XIII - Caraga	<u>16,716,000</u>	<u>2,079,000</u>		<u>18,795,000</u>
Regional Field Unit - XIII	16,716,000	2,079,000		18,795,000
MARKET DEVELOPMENT SERVICES (MDS) SUB-PROGRAM	<u>108,307,000</u>	<u>260,589,000</u>	<u>153,000</u>	<u>369,049,000</u>
Market Development Services	<u>108,307,000</u>	<u>260,589,000</u>	<u>153,000</u>	<u>369,049,000</u>
National Capital Region (NCR)		<u>53,989,000</u>	<u>153,000</u>	<u>54,142,000</u>
Central Office		53,989,000	153,000	54,142,000

Region I - Ilocos	<u>8,287,000</u>	<u>10,000,000</u>	<u>18,287,000</u>
Regional Field Unit - I	8,287,000	10,000,000	18,287,000
Cordillera Administrative Region (CAR)	<u>8,019,000</u>	<u>12,900,000</u>	<u>20,919,000</u>
Regional Field Unit - CAR	8,019,000	12,900,000	20,919,000
Region II - Cagayan Valley	<u>7,795,000</u>	<u>14,200,000</u>	<u>21,995,000</u>
Regional Field Unit - II	7,795,000	14,200,000	21,995,000
Region III - Central Luzon	<u>7,753,000</u>	<u>12,000,000</u>	<u>19,753,000</u>
Regional Field Unit - III	7,753,000	12,000,000	19,753,000
Region IVA - CALABARZON	<u>6,907,000</u>	<u>10,000,000</u>	<u>16,907,000</u>
Regional Field Unit - IVA	6,907,000	10,000,000	16,907,000
Region IVB - MIMAROPA	<u>6,478,000</u>	<u>13,000,000</u>	<u>19,478,000</u>
Regional Field Unit - IVB	6,478,000	13,000,000	19,478,000
Region V - Bicol	<u>7,169,000</u>	<u>13,200,000</u>	<u>20,369,000</u>
Regional Field Unit - V	7,169,000	13,200,000	20,369,000
Region VI - Western Visayas	<u>8,351,000</u>	<u>11,300,000</u>	<u>19,651,000</u>
Regional Field Unit - VI	8,351,000	11,300,000	19,651,000
Region VII - Central Visayas	<u>6,166,000</u>	<u>10,000,000</u>	<u>16,166,000</u>
Regional Field Unit - VII	6,166,000	10,000,000	16,166,000
Region VIII - Eastern Visayas	<u>5,780,000</u>	<u>10,000,000</u>	<u>15,780,000</u>
Regional Field Unit - VIII	5,780,000	10,000,000	15,780,000
Region IX - Zamboanga Peninsula	<u>5,795,000</u>	<u>18,000,000</u>	<u>23,795,000</u>
Regional Field Unit - IX	5,795,000	18,000,000	23,795,000
Region X - Northern Mindanao	<u>6,341,000</u>	<u>18,000,000</u>	<u>24,341,000</u>
Regional Field Unit - X	6,341,000	18,000,000	24,341,000
Region XI - Davao	<u>7,466,000</u>	<u>18,000,000</u>	<u>25,466,000</u>
Regional Field Unit - XI	7,466,000	18,000,000	25,466,000
Region XII - SOCCSKSARGEN	<u>7,724,000</u>	<u>18,000,000</u>	<u>25,724,000</u>
Regional Field Unit - XII	7,724,000	18,000,000	25,724,000
Region XIII - Caraga	<u>8,276,000</u>	<u>18,000,000</u>	<u>26,276,000</u>
Regional Field Unit - XIII	8,276,000	18,000,000	26,276,000

**EXTENSION SUPPORT, EDUCATION AND  
TRAINING SERVICES (ESETS) SUB-PROGRAM**

	<u>273,408,000</u>	<u>2,997,816,000</u>	<u>117,235,000</u>	<u>3,388,459,000</u>
<b>ESETS on the National Rice Program</b>		<u>1,349,985,000</u>	<u>6,906,000</u>	<u>1,356,891,000</u>
<b>National Capital Region (NCR)</b>		<u>500,708,000</u>		<u>500,708,000</u>
Central Office		7,000,000		7,000,000
Agricultural Training Institute		461,903,000		461,903,000
Bureau of Plant Industry		7,900,000		7,900,000
Bureau of Soils and Water Management		23,905,000		23,905,000
<b>Region I - Ilocos</b>		<u>50,430,000</u>		<u>50,430,000</u>
Regional Field Unit - I		50,430,000		50,430,000
<b>Cordillera Administrative Region (CAR)</b>		<u>22,528,000</u>		<u>22,528,000</u>
Regional Field Unit - CAR		22,528,000		22,528,000
<b>Region II - Cagayan Valley</b>		<u>37,842,000</u>		<u>37,842,000</u>
Regional Field Unit - II		37,842,000		37,842,000
<b>Region III - Central Luzon</b>		<u>91,111,000</u>	<u>1,581,000</u>	<u>92,692,000</u>
Regional Field Unit - III		91,111,000	1,581,000	92,692,000
<b>Region IVA - CALABARZON</b>		<u>45,348,000</u>		<u>45,348,000</u>
Regional Field Unit - IVA		45,348,000		45,348,000
<b>Region IVB - MIMAROPA</b>		<u>91,702,000</u>		<u>91,702,000</u>
Regional Field Unit - IVB		91,702,000		91,702,000
<b>Region V - Bicol</b>		<u>104,154,000</u>	<u>2,950,000</u>	<u>107,104,000</u>
Regional Field Unit - V		104,154,000	2,950,000	107,104,000
<b>Region VI - Western Visayas</b>		<u>107,742,000</u>		<u>107,742,000</u>
Regional Field Unit - VI		107,742,000		107,742,000
<b>Region VII - Central Visayas</b>		<u>85,563,000</u>	<u>1,500,000</u>	<u>87,063,000</u>
Regional Field Unit - VII		85,563,000	1,500,000	87,063,000
<b>Region VIII - Eastern Visayas</b>		<u>48,775,000</u>	<u>675,000</u>	<u>49,450,000</u>
Regional Field Unit - VIII		48,775,000	675,000	49,450,000
<b>Region IX - Zamboanga Peninsula</b>		<u>34,957,000</u>	<u>200,000</u>	<u>35,157,000</u>
Regional Field Unit - IX		34,957,000	200,000	35,157,000

Region X - Northern Mindanao	<u>18,079,000</u>		<u>18,079,000</u>
Regional Field Unit - X	18,079,000		18,079,000
Region XI - Davao	<u>38,452,000</u>		<u>38,452,000</u>
Regional Field Unit - XI	38,452,000		38,452,000
Region XII - SOCCSKSARGEN	<u>33,817,000</u>		<u>33,817,000</u>
Regional Field Unit - XII	33,817,000		33,817,000
Region XIII - Caraga	<u>38,777,000</u>		<u>38,777,000</u>
Regional Field Unit - XIII	38,777,000		38,777,000
ESETS on the National Livestock Program	<u>535,370,000</u>	<u>75,899,000</u>	<u>611,269,000</u>
National Capital Region (NCR)	<u>331,479,000</u>	<u>75,799,000</u>	<u>407,278,000</u>
Central Office	2,778,000		2,778,000
Agricultural Training Institute	328,701,000	75,799,000	404,500,000
Region I - Ilocos	<u>13,875,000</u>		<u>13,875,000</u>
Regional Field Unit - I	13,875,000		13,875,000
Cordillera Administrative Region (CAR)	<u>10,460,000</u>		<u>10,460,000</u>
Regional Field Unit - CAR	10,460,000		10,460,000
Region II - Cagayan Valley	<u>10,900,000</u>		<u>10,900,000</u>
Regional Field Unit - II	10,900,000		10,900,000
Region III - Central Luzon	<u>19,250,000</u>		<u>19,250,000</u>
Regional Field Unit - III	19,250,000		19,250,000
Region IVA - CALABARZON	<u>17,900,000</u>		<u>17,900,000</u>
Regional Field Unit - IVA	17,900,000		17,900,000
Region IVB - MIMAROPA	<u>9,500,000</u>		<u>9,500,000</u>
Regional Field Unit - IVB	9,500,000		9,500,000
Region V - Bicol	<u>14,700,000</u>		<u>14,700,000</u>
Regional Field Unit - V	14,700,000		14,700,000
Region VI - Western Visayas	<u>17,130,000</u>		<u>17,130,000</u>
Regional Field Unit - VI	17,130,000		17,130,000
Region VII - Central Visayas	<u>16,500,000</u>		<u>16,500,000</u>
Regional Field Unit - VII	16,500,000		16,500,000

Region VIII - Eastern Visayas	<u>16,300,000</u>		<u>16,300,000</u>
Regional Field Unit - VIII	16,300,000		16,300,000
Region IX - Zamboanga Peninsula	<u>9,560,000</u>		<u>9,560,000</u>
Regional Field Unit - IX	9,560,000		9,560,000
Region X - Northern Mindanao	<u>14,856,000</u>		<u>14,856,000</u>
Regional Field Unit - X	14,856,000		14,856,000
Region XI - Davao	<u>11,200,000</u>		<u>11,200,000</u>
Regional Field Unit - XI	11,200,000		11,200,000
Region XII - SOCCSKSARGEN	<u>11,300,000</u>		<u>11,300,000</u>
Regional Field Unit - XII	11,300,000		11,300,000
Region XIII - Caraga	<u>10,460,000</u>	<u>100,000</u>	<u>10,560,000</u>
Regional Field Unit - XIII	10,460,000	100,000	10,560,000
ESETS on the National Corn Program	<u>286,553,000</u>	<u>30,000</u>	<u>286,583,000</u>
National Capital Region (NCR)	<u>62,950,000</u>		<u>62,950,000</u>
Central Office	8,000,000		8,000,000
Agricultural Training Institute	51,000,000		51,000,000
Bureau of Plant Industry	1,950,000		1,950,000
Bureau of Soils and Water Management	2,000,000		2,000,000
Region I - Ilocos	<u>22,047,000</u>		<u>22,047,000</u>
Regional Field Unit - I	22,047,000		22,047,000
Cordillera Administrative Region (CAR)	<u>11,668,000</u>		<u>11,668,000</u>
Regional Field Unit - CAR	11,668,000		11,668,000
Region II - Cagayan Valley	<u>12,561,000</u>		<u>12,561,000</u>
Regional Field Unit - II	12,561,000		12,561,000
Region III - Central Luzon	<u>6,154,000</u>		<u>6,154,000</u>
Regional Field Unit - III	6,154,000		6,154,000
Region IVA - CALABARZON	<u>14,481,000</u>		<u>14,481,000</u>
Regional Field Unit - IVA	14,481,000		14,481,000
Region IVB - MIMAROPA	<u>14,005,000</u>		<u>14,005,000</u>
Regional Field Unit - IVB	14,005,000		14,005,000



Region V - Bicol	<u>11,824,000</u>		<u>11,824,000</u>
Regional Field Unit - V	11,824,000		11,824,000
Region VI - Western Visayas	<u>16,786,000</u>		<u>16,786,000</u>
Regional Field Unit - VI	16,786,000		16,786,000
Region VII - Central Visayas	<u>16,406,000</u>		<u>16,406,000</u>
Regional Field Unit - VII	16,406,000		16,406,000
Region VIII - Eastern Visayas	<u>17,023,000</u>		<u>17,023,000</u>
Regional Field Unit - VIII	17,023,000		17,023,000
Region IX - Zamboanga Peninsula	<u>11,585,000</u>		<u>11,585,000</u>
Regional Field Unit - IX	11,585,000		11,585,000
Region X - Northern Mindanao	<u>21,461,000</u>		<u>21,461,000</u>
Regional Field Unit - X	21,461,000		21,461,000
Region XI - Davao	<u>20,130,000</u>		<u>20,130,000</u>
Regional Field Unit - XI	20,130,000		20,130,000
Region XII - SOCCSKSARGEN	<u>17,473,000</u>		<u>17,473,000</u>
Regional Field Unit - XII	17,473,000		17,473,000
Region XIII - Caraga	<u>9,999,000</u>	<u>30,000</u>	<u>10,029,000</u>
Regional Field Unit - XIII	9,999,000	30,000	10,029,000
ESETS on the National High-Value Crops Development Program	<u>367,962,000</u>		<u>367,962,000</u>
National Capital Region (NCR)	<u>78,766,000</u>		<u>78,766,000</u>
Central Office	5,500,000		5,500,000
Agricultural Training Institute	66,646,000		66,646,000
Bureau of Plant Industry	6,620,000		6,620,000
Region I - Ilocos	<u>37,034,000</u>		<u>37,034,000</u>
Regional Field Unit - I	37,034,000		37,034,000
Cordillera Administrative Region (CAR)	<u>16,718,000</u>		<u>16,718,000</u>
Regional Field Unit - CAR	16,718,000		16,718,000
Region II - Cagayan Valley	<u>23,018,000</u>		<u>23,018,000</u>
Regional Field Unit - II	23,018,000		23,018,000

Region III - Central Luzon	<u>8,536,000</u>		<u>8,536,000</u>
Regional Field Unit - III	8,536,000		8,536,000
Region IVA - CALABARZON	<u>37,400,000</u>		<u>37,400,000</u>
Regional Field Unit - IVA	37,400,000		37,400,000
Region IVB - MIMAROPA	<u>16,200,000</u>		<u>16,200,000</u>
Regional Field Unit - IVB	16,200,000		16,200,000
Region V - Bicol	<u>14,321,000</u>		<u>14,321,000</u>
Regional Field Unit - V	14,321,000		14,321,000
Region VI - Western Visayas	<u>10,591,000</u>		<u>10,591,000</u>
Regional Field Unit - VI	10,591,000		10,591,000
Region VII - Central Visayas	<u>26,091,000</u>		<u>26,091,000</u>
Regional Field Unit - VII	26,091,000		26,091,000
Region VIII - Eastern Visayas	<u>18,590,000</u>		<u>18,590,000</u>
Regional Field Unit - VIII	18,590,000		18,590,000
Region IX - Zamboanga Peninsula	<u>14,679,000</u>		<u>14,679,000</u>
Regional Field Unit - IX	14,679,000		14,679,000
Region X - Northern Mindanao	<u>18,500,000</u>		<u>18,500,000</u>
Regional Field Unit - X	18,500,000		18,500,000
Region XI - Davao	<u>10,846,000</u>		<u>10,846,000</u>
Regional Field Unit - XI	10,846,000		10,846,000
Region XII - SOCCSKSARGEN	<u>18,040,000</u>		<u>18,040,000</u>
Regional Field Unit - XII	18,040,000		18,040,000
Region XIII - Caraga	<u>18,632,000</u>		<u>18,632,000</u>
Regional Field Unit - XIII	18,632,000		18,632,000
ESETS on the Promotion and Development of Organic Agriculture Program	<u>155,546,000</u>	<u>1,510,000</u>	<u>157,056,000</u>
National Capital Region (NCR)	<u>68,132,000</u>		<u>68,132,000</u>
Central Office	8,319,000		8,319,000
Agricultural Training Institute	53,813,000		53,813,000
Bureau of Soils and Water Management	6,000,000		6,000,000

Region I - Ilocos	<u>4,172,000</u>		<u>4,172,000</u>
Regional Field Unit - I	4,172,000		4,172,000
Cordillera Administrative Region (CAR)	<u>4,341,000</u>		<u>4,341,000</u>
Regional Field Unit - CAR	4,341,000		4,341,000
Region II - Cagayan Valley	<u>8,404,000</u>	<u>1,330,000</u>	<u>9,734,000</u>
Regional Field Unit - II	8,404,000	1,330,000	9,734,000
Region III - Central Luzon	<u>5,640,000</u>		<u>5,640,000</u>
Regional Field Unit - III	5,640,000		5,640,000
Region IVA - CALABARZON	<u>10,177,000</u>	<u>180,000</u>	<u>10,357,000</u>
Regional Field Unit - IVA	10,177,000	180,000	10,357,000
Region IVB - MIMAROPA	<u>4,190,000</u>		<u>4,190,000</u>
Regional Field Unit - IVB	4,190,000		4,190,000
Region V - Bicol	<u>9,640,000</u>		<u>9,640,000</u>
Regional Field Unit - V	9,640,000		9,640,000
Region VI - Western Visayas	<u>5,836,000</u>		<u>5,836,000</u>
Regional Field Unit - VI	5,836,000		5,836,000
Region VII - Central Visayas	<u>2,847,000</u>		<u>2,847,000</u>
Regional Field Unit - VII	2,847,000		2,847,000
Region VIII - Eastern Visayas	<u>6,832,000</u>		<u>6,832,000</u>
Regional Field Unit - VIII	6,832,000		6,832,000
Region IX - Zamboanga Peninsula	<u>4,798,000</u>		<u>4,798,000</u>
Regional Field Unit - IX	4,798,000		4,798,000
Region X - Northern Mindanao	<u>6,977,000</u>		<u>6,977,000</u>
Regional Field Unit - X	6,977,000		6,977,000
Region XI - Davao	<u>3,075,000</u>		<u>3,075,000</u>
Regional Field Unit - XI	3,075,000		3,075,000
Region XII - SOCCSKSARGEN	<u>3,930,000</u>		<u>3,930,000</u>
Regional Field Unit - XII	3,930,000		3,930,000
Region XIII - Caraga	<u>6,555,000</u>		<u>6,555,000</u>
Regional Field Unit - XIII	6,555,000		6,555,000

Other extension support, education and training services activities	<u>273,408,000</u>	<u>279,283,000</u>	<u>32,890,000</u>	<u>585,581,000</u>
National Capital Region (NCR)	<u>269,772,000</u>	<u>254,749,000</u>	<u>31,000,000</u>	<u>555,521,000</u>
Agricultural Training Institute	269,772,000	254,749,000	31,000,000	555,521,000
Region I - Ilocos		<u>3,579,000</u>		<u>3,579,000</u>
Regional Field Unit - I		3,579,000		3,579,000
Cordillera Administrative Region (CAR)		<u>1,343,000</u>		<u>1,343,000</u>
Regional Field Unit - CAR		1,343,000		1,343,000
Region II - Cagayan Valley		<u>1,621,000</u>	<u>1,890,000</u>	<u>3,511,000</u>
Regional Field Unit - II		1,621,000	1,890,000	3,511,000
Region III - Central Luzon		<u>1,680,000</u>		<u>1,680,000</u>
Regional Field Unit - III		1,680,000		1,680,000
Region IVA - CALABARZON		<u>2,449,000</u>		<u>2,449,000</u>
Regional Field Unit - IVA		2,449,000		2,449,000
Region IVB - MIMAROPA		<u>1,405,000</u>		<u>1,405,000</u>
Regional Field Unit - IVB		1,405,000		1,405,000
Region V - Bicol		<u>1,220,000</u>		<u>1,220,000</u>
Regional Field Unit - V		1,220,000		1,220,000
Region VI - Western Visayas		<u>1,057,000</u>		<u>1,057,000</u>
Regional Field Unit - VI		1,057,000		1,057,000
Region VII - Central Visayas		<u>2,238,000</u>		<u>2,238,000</u>
Regional Field Unit - VII		2,238,000		2,238,000
Region VIII - Eastern Visayas		<u>1,621,000</u>		<u>1,621,000</u>
Regional Field Unit - VIII		1,621,000		1,621,000
Region IX - Zamboanga Peninsula	<u>3,636,000</u>	<u>3,649,000</u>		<u>7,285,000</u>
Philippine Rubber Research Institute	3,636,000	2,500,000		6,136,000
Regional Field Unit - IX		1,149,000		1,149,000
Region X - Northern Mindanao		<u>499,000</u>		<u>499,000</u>
Regional Field Unit - X		499,000		499,000

Region XI - Davao	<u>616,000</u>	<u>616,000</u>
Regional Field Unit - XI	616,000	616,000
Region XII - SOCCSKSARGEN	<u>1,557,000</u>	<u>1,557,000</u>
Regional Field Unit - XII	1,557,000	1,557,000
ESETS on the Halal Food Industry Development Program	<u>23,117,000</u>	<u>23,117,000</u>
National Capital Region (NCR)	<u>9,227,000</u>	<u>9,227,000</u>
Central Office	7,827,000	7,827,000
Agricultural Training Institute	1,400,000	1,400,000
Region I - Ilocos	<u>350,000</u>	<u>350,000</u>
Regional Field Unit - I	350,000	350,000
Cordillera Administrative Region (CAR)	<u>500,000</u>	<u>500,000</u>
Regional Field Unit - CAR	500,000	500,000
Region II - Cagayan Valley	<u>500,000</u>	<u>500,000</u>
Regional Field Unit - II	500,000	500,000
Region III - Central Luzon	<u>490,000</u>	<u>490,000</u>
Regional Field Unit - III	490,000	490,000
Region IVA - CALABARZON	<u>1,000,000</u>	<u>1,000,000</u>
Regional Field Unit - IVA	1,000,000	1,000,000
Region IVB - MIMAROPA	<u>1,500,000</u>	<u>1,500,000</u>
Regional Field Unit - IVB	1,500,000	1,500,000
Region V - Bicol	<u>350,000</u>	<u>350,000</u>
Regional Field Unit - V	350,000	350,000
Region VI - Western Visayas	<u>300,000</u>	<u>300,000</u>
Regional Field Unit - VI	300,000	300,000
Region VII - Central Visayas	<u>1,800,000</u>	<u>1,800,000</u>
Regional Field Unit - VII	1,800,000	1,800,000
Region VIII - Eastern Visayas	<u>500,000</u>	<u>500,000</u>
Regional Field Unit - VIII	500,000	500,000
Region IX - Zamboanga Peninsula	<u>2,000,000</u>	<u>2,000,000</u>
Regional Field Unit - IX	2,000,000	2,000,000

Region X - Northern Mindanao		<u>1,500,000</u>		<u>1,500,000</u>
Regional Field Unit - X		1,500,000		1,500,000
Region XI - Davao		<u>500,000</u>		<u>500,000</u>
Regional Field Unit - XI		500,000		500,000
Region XII - SOCCSKSARGEN		<u>2,000,000</u>		<u>2,000,000</u>
Regional Field Unit - XII		2,000,000		2,000,000
Region XIII - Caraga		<u>600,000</u>		<u>600,000</u>
Regional Field Unit - XIII		600,000		600,000
RESEARCH AND DEVELOPMENT (R&D)				
SUB-PROGRAM	<u>648,708,000</u>	<u>1,271,431,000</u>	<u>120,065,000</u>	<u>2,040,204,000</u>
R&D on the National Rice Program		<u>513,322,000</u>	<u>119,165,000</u>	<u>632,487,000</u>
National Capital Region (NCR)		<u>215,545,000</u>	<u>575,000</u>	<u>216,120,000</u>
Bureau of Agricultural Research		197,069,000		197,069,000
Bureau of Plant Industry		16,411,000	575,000	16,986,000
Bureau of Soils and Water Management		2,065,000		2,065,000
Region I - Ilocos		<u>24,525,000</u>	<u>32,000,000</u>	<u>56,525,000</u>
Regional Field Unit - I		24,525,000	32,000,000	56,525,000
Cordillera Administrative Region (CAR)		<u>11,847,000</u>	<u>1,000,000</u>	<u>12,847,000</u>
Regional Field Unit - CAR		11,847,000	1,000,000	12,847,000
Region II - Cagayan Valley		<u>44,900,000</u>	<u>13,100,000</u>	<u>58,000,000</u>
Regional Field Unit - II		44,900,000	13,100,000	58,000,000
Region III - Central Luzon		<u>52,155,000</u>	<u>200,000</u>	<u>52,355,000</u>
Regional Field Unit - III		52,155,000	200,000	52,355,000
Region IVA - CALABARZON		<u>19,468,000</u>		<u>19,468,000</u>
Regional Field Unit - IVA		19,468,000		19,468,000
Region IVB - MIMAROPA		<u>11,200,000</u>		<u>11,200,000</u>
Regional Field Unit - IVB		11,200,000		11,200,000
Region V - Bicol		<u>9,750,000</u>	<u>68,000,000</u>	<u>77,750,000</u>
Regional Field Unit - V		9,750,000	68,000,000	77,750,000



Region VI - Western Visayas	<u>24,686,000</u>	<u>300,000</u>	<u>24,986,000</u>
Regional Field Unit - VI	24,686,000	300,000	24,986,000
Region VII - Central Visayas	<u>13,397,000</u>	<u>2,600,000</u>	<u>15,997,000</u>
Regional Field Unit - VII	13,397,000	2,600,000	15,997,000
Region VIII - Eastern Visayas	<u>6,708,000</u>		<u>6,708,000</u>
Regional Field Unit - VIII	6,708,000		6,708,000
Region IX - Zamboanga Peninsula	<u>13,415,000</u>		<u>13,415,000</u>
Regional Field Unit - IX	13,415,000		13,415,000
Region X - Northern Mindanao	<u>19,717,000</u>		<u>19,717,000</u>
Regional Field Unit - X	19,717,000		19,717,000
Region XI - Davao	<u>16,173,000</u>	<u>490,000</u>	<u>16,663,000</u>
Regional Field Unit - XI	16,173,000	490,000	16,663,000
Region XII - SOCCSKSARGEN	<u>21,336,000</u>	<u>900,000</u>	<u>22,236,000</u>
Regional Field Unit - XII	21,336,000	900,000	22,236,000
Region XIII - Caraga	<u>8,500,000</u>		<u>8,500,000</u>
Regional Field Unit - XIII	8,500,000		8,500,000
R&D on the National Livestock Program	<u>1,000,000</u>		<u>1,000,000</u>
National Capital Region (NCR)	<u>1,000,000</u>		<u>1,000,000</u>
Bureau of Agricultural Research	1,000,000		1,000,000
R&D on the National Corn Program	<u>127,345,000</u>	<u>150,000</u>	<u>127,495,000</u>
National Capital Region (NCR)	<u>88,194,000</u>		<u>88,194,000</u>
Bureau of Agricultural Research	60,000,000		60,000,000
Bureau of Plant Industry	659,000		659,000
Bureau of Soils and Water Management	27,535,000		27,535,000
Region I - Ilocos	<u>4,500,000</u>		<u>4,500,000</u>
Regional Field Unit - I	4,500,000		4,500,000
Cordillera Administrative Region (CAR)	<u>350,000</u>		<u>350,000</u>
Regional Field Unit - CAR	350,000		350,000
Region II - Cagayan Valley	<u>3,300,000</u>		<u>3,300,000</u>
Regional Field Unit - II	3,300,000		3,300,000

Region III - Central Luzon	<u>400,000</u>		<u>400,000</u>
Regional Field Unit - III	400,000		400,000
Region IVA - CALABARZON	<u>3,736,000</u>		<u>3,736,000</u>
Regional Field Unit - IVA	3,736,000		3,736,000
Region IVB - MIMAROPA	<u>715,000</u>		<u>715,000</u>
Regional Field Unit - IVB	715,000		715,000
Region V - Bicol	<u>4,408,000</u>		<u>4,408,000</u>
Regional Field Unit - V	4,408,000		4,408,000
Region VI - Western Visayas	<u>5,117,000</u>		<u>5,117,000</u>
Regional Field Unit - VI	5,117,000		5,117,000
Region VII - Central Visayas	<u>835,000</u>		<u>835,000</u>
Regional Field Unit - VII	835,000		835,000
Region VIII - Eastern Visayas	<u>1,150,000</u>		<u>1,150,000</u>
Regional Field Unit - VIII	1,150,000		1,150,000
Region IX - Zamboanga Peninsula	<u>500,000</u>		<u>500,000</u>
Regional Field Unit - IX	500,000		500,000
Region X - Northern Mindanao	<u>2,390,000</u>		<u>2,390,000</u>
Regional Field Unit - X	2,390,000		2,390,000
Region XI - Davao	<u>2,100,000</u>		<u>2,100,000</u>
Regional Field Unit - XI	2,100,000		2,100,000
Region XII - SOCCSKSARGEN	<u>6,866,000</u>		<u>6,866,000</u>
Regional Field Unit - XII	6,866,000		6,866,000
Region XIII - Caraga	<u>2,784,000</u>	<u>150,000</u>	<u>2,934,000</u>
Regional Field Unit - XIII	2,784,000	150,000	2,934,000
R&D on the National High-Value Crops Development Program	<u>100,107,000</u>		<u>100,107,000</u>
National Capital Region (NCR)	<u>100,107,000</u>		<u>100,107,000</u>
Bureau of Agricultural Research	100,107,000		100,107,000
R&D on the Promotion and Development of Organic Agriculture Program	<u>49,250,000</u>	<u>750,000</u>	<u>50,000,000</u>
National Capital Region (NCR)	<u>49,250,000</u>	<u>750,000</u>	<u>50,000,000</u>

Bureau of Animal Industry	947,000	750,000	1,697,000
Bureau of Agricultural Research	45,693,000		45,693,000
Bureau of Soils and Water Management	2,610,000		2,610,000
Other research and development activities	<u>648,708,000</u>	<u>480,407,000</u>	<u>1,129,115,000</u>
National Capital Region (NCR)	<u>191,276,000</u>	<u>419,140,000</u>	<u>610,416,000</u>
Bureau of Animal Industry	94,735,000	3,404,000	98,139,000
Bureau of Agricultural Research		363,826,000	363,826,000
Bureau of Plant Industry	96,541,000	16,641,000	113,182,000
Bureau of Soils and Water Management		35,269,000	35,269,000
Region I - Ilocos	<u>28,963,000</u>	<u>4,884,000</u>	<u>33,847,000</u>
Regional Field Unit - I	28,963,000	4,884,000	33,847,000
Cordillera Administrative Region (CAR)	<u>16,389,000</u>	<u>4,791,000</u>	<u>21,180,000</u>
Regional Field Unit - CAR	16,389,000	4,791,000	21,180,000
Region II - Cagayan Valley	<u>47,165,000</u>	<u>2,110,000</u>	<u>49,275,000</u>
Regional Field Unit - II	47,165,000	2,110,000	49,275,000
Region III - Central Luzon	<u>27,134,000</u>	<u>5,894,000</u>	<u>33,028,000</u>
Regional Field Unit - III	27,134,000	5,894,000	33,028,000
Region IVA - CALABARZON	<u>29,300,000</u>	<u>6,312,000</u>	<u>35,612,000</u>
Regional Field Unit - IVA	29,300,000	6,312,000	35,612,000
Region IVB - MIMAROPA	<u>30,010,000</u>	<u>7,307,000</u>	<u>37,317,000</u>
Regional Field Unit - IVB	30,010,000	7,307,000	37,317,000
Region V - Bicol	<u>32,804,000</u>	<u>6,096,000</u>	<u>38,900,000</u>
Regional Field Unit - V	32,804,000	6,096,000	38,900,000
Region VI - Western Visayas	<u>38,508,000</u>	<u>1,692,000</u>	<u>40,200,000</u>
Regional Field Unit - VI	38,508,000	1,692,000	40,200,000
Region VII - Central Visayas	<u>46,552,000</u>	<u>1,753,000</u>	<u>48,305,000</u>
Regional Field Unit - VII	46,552,000	1,753,000	48,305,000
Region VIII - Eastern Visayas	<u>30,354,000</u>	<u>1,582,000</u>	<u>31,936,000</u>
Regional Field Unit - VIII	30,354,000	1,582,000	31,936,000
Region IX - Zamboanga Peninsula	<u>33,470,000</u>	<u>7,648,000</u>	<u>41,118,000</u>

Philippine Rubber Research Institute	990,000	6,108,000	7,098,000
Regional Field Unit - IX	32,480,000	1,540,000	34,020,000
Region X - Northern Mindanao	<u>25,841,000</u>	<u>2,235,000</u>	<u>28,076,000</u>
Regional Field Unit - X	25,841,000	2,235,000	28,076,000
Region XI - Davao	<u>26,418,000</u>	<u>4,446,000</u>	<u>30,864,000</u>
Regional Field Unit - XI	26,418,000	4,446,000	30,864,000
Region XII - SOCCSKSARGEN	<u>25,293,000</u>	<u>2,657,000</u>	<u>27,950,000</u>
Regional Field Unit - XII	25,293,000	2,657,000	27,950,000
Region XIII - Caraga	<u>19,231,000</u>	<u>1,860,000</u>	<u>21,091,000</u>
Regional Field Unit - XIII	19,231,000	1,860,000	21,091,000
<b>AGRICULTURAL MACHINERY, EQUIPMENT, FACILITIES AND INFRASTRUCTURES PROGRAM</b>	<u>19,096,000</u>	<u>3,478,714,000</u>	<u>11,427,789,000</u>
<b>AGRICULTURAL MACHINERY, EQUIPMENT, AND FACILITIES SUPPORT SERVICES SUB-PROGRAM</b>		<u>3,335,781,000</u>	<u>2,876,494,000</u>
Provision of Agricultural Equipment and Facilities (PAEF) on the National Rice Program		<u>9,200,000</u>	<u>1,955,426,000</u>
National Capital Region (NCR)			<u>1,000,000,000</u>
Central Office			50,000,000
Bureau of Soils and Water Management			950,000,000
Region I - Ilocos			<u>97,178,000</u>
Regional Field Unit - I			97,178,000
Cordillera Administrative Region (CAR)		<u>9,200,000</u>	<u>26,853,000</u>
Regional Field Unit - CAR		9,200,000	26,853,000
Region II - Cagayan Valley			<u>116,800,000</u>
Regional Field Unit - II			116,800,000
Region III - Central Luzon			<u>239,200,000</u>
Regional Field Unit - III			239,200,000
Region IVA - CALABARZON			<u>50,805,000</u>
Regional Field Unit - IVA			50,805,000

Region IVB - MIMAROPA		<u>123,725,000</u>	<u>123,725,000</u>
Regional Field Unit - IVB		123,725,000	123,725,000
Region V - Bicol		<u>102,040,000</u>	<u>102,040,000</u>
Regional Field Unit - V		102,040,000	102,040,000
Region VI - Western Visayas		<u>24,000,000</u>	<u>24,000,000</u>
Regional Field Unit - VI		24,000,000	24,000,000
Region VII - Central Visayas		<u>4,000,000</u>	<u>4,000,000</u>
Regional Field Unit - VII		4,000,000	4,000,000
Region VIII - Eastern Visayas		<u>16,030,000</u>	<u>16,030,000</u>
Regional Field Unit - VIII		16,030,000	16,030,000
Region IX - Zamboanga Peninsula		<u>27,770,000</u>	<u>27,770,000</u>
Regional Field Unit - IX		27,770,000	27,770,000
Region XI - Davao		<u>60,820,000</u>	<u>60,820,000</u>
Regional Field Unit - XI		60,820,000	60,820,000
Region XII - SOCCSKSARGEN		<u>60,065,000</u>	<u>60,065,000</u>
Regional Field Unit - XII		60,065,000	60,065,000
Region XIII - Caraga		<u>6,140,000</u>	<u>6,140,000</u>
Regional Field Unit - XIII		6,140,000	6,140,000
PAEF on the National Livestock Program	<u>3,153,000,000</u>	<u>21,000,000</u>	<u>3,174,000,000</u>
Region I - Ilocos	<u>383,875,000</u>	<u>1,800,000</u>	<u>385,675,000</u>
Regional Field Unit - I	383,875,000	1,800,000	385,675,000
Cordillera Administrative Region (CAR)	<u>179,500,000</u>		<u>179,500,000</u>
Regional Field Unit - CAR	179,500,000		179,500,000
Region II - Cagayan Valley	<u>579,875,000</u>		<u>579,875,000</u>
Regional Field Unit - II	579,875,000		579,875,000
Region III - Central Luzon	<u>937,875,000</u>	<u>1,750,000</u>	<u>939,625,000</u>
Regional Field Unit - III	937,875,000	1,750,000	939,625,000
Region IVA - CALABARZON	<u>346,500,000</u>	<u>2,500,000</u>	<u>349,000,000</u>
Regional Field Unit - IVA	346,500,000	2,500,000	349,000,000

Region IVB - MIMAROPA	<u>12,000,000</u>	<u>1,200,000</u>	<u>13,200,000</u>
Regional Field Unit - IVB	12,000,000	1,200,000	13,200,000
Region V - Bicol	<u>251,375,000</u>	<u>800,000</u>	<u>252,175,000</u>
Regional Field Unit - V	251,375,000	800,000	252,175,000
Region VI - Western Visayas	<u>12,875,000</u>	<u>2,000,000</u>	<u>14,875,000</u>
Regional Field Unit - VI	12,875,000	2,000,000	14,875,000
Region VII - Central Visayas	<u>10,500,000</u>	<u>3,765,000</u>	<u>14,265,000</u>
Regional Field Unit - VII	10,500,000	3,765,000	14,265,000
Region VIII - Eastern Visayas	<u>69,500,000</u>		<u>69,500,000</u>
Regional Field Unit - VIII	69,500,000		69,500,000
Region IX - Zamboanga Peninsula	<u>12,000,000</u>	<u>1,820,000</u>	<u>13,820,000</u>
Regional Field Unit - IX	12,000,000	1,820,000	13,820,000
Region X - Northern Mindanao	<u>64,875,000</u>		<u>64,875,000</u>
Regional Field Unit - X	64,875,000		64,875,000
Region XI - Davao	<u>251,000,000</u>		<u>251,000,000</u>
Regional Field Unit - XI	251,000,000		251,000,000
Region XII - SOCCSKARGEN	<u>18,875,000</u>	<u>2,500,000</u>	<u>21,375,000</u>
Regional Field Unit - XII	18,875,000	2,500,000	21,375,000
Region XIII - Caraga	<u>22,375,000</u>	<u>2,865,000</u>	<u>25,240,000</u>
Regional Field Unit - XIII	22,375,000	2,865,000	25,240,000
PAEF on the National Corn Program	<u>6,800,000</u>	<u>415,206,000</u>	<u>422,006,000</u>
Region I - Ilocos		<u>10,900,000</u>	<u>10,900,000</u>
Regional Field Unit - I		10,900,000	10,900,000
Cordillera Administrative Region (CAR)	<u>6,800,000</u>	<u>25,911,000</u>	<u>32,711,000</u>
Regional Field Unit - CAR	6,800,000	25,911,000	32,711,000
Region II - Cagayan Valley		<u>29,200,000</u>	<u>29,200,000</u>
Regional Field Unit - II		29,200,000	29,200,000
Region III - Central Luzon		<u>42,250,000</u>	<u>42,250,000</u>
Regional Field Unit - III		42,250,000	42,250,000

Region IVA - CALABARZON		<u>27,945,000</u>	<u>27,945,000</u>
Regional Field Unit - IVA		27,945,000	27,945,000
Region IVB - MIMAROPA		<u>31,500,000</u>	<u>31,500,000</u>
Regional Field Unit - IVB		31,500,000	31,500,000
Region V - Bicol		<u>47,425,000</u>	<u>47,425,000</u>
Regional Field Unit - V		47,425,000	47,425,000
Region VI - Western Visayas		<u>8,400,000</u>	<u>8,400,000</u>
Regional Field Unit - VI		8,400,000	8,400,000
Region VII - Central Visayas		<u>26,750,000</u>	<u>26,750,000</u>
Regional Field Unit - VII		26,750,000	26,750,000
Region VIII - Eastern Visayas		<u>25,500,000</u>	<u>25,500,000</u>
Regional Field Unit - VIII		25,500,000	25,500,000
Region IX - Zamboanga Peninsula		<u>28,200,000</u>	<u>28,200,000</u>
Regional Field Unit - IX		28,200,000	28,200,000
Region X - Northern Mindanao		<u>38,950,000</u>	<u>38,950,000</u>
Regional Field Unit - X		38,950,000	38,950,000
Region XI - Davao		<u>19,000,000</u>	<u>19,000,000</u>
Regional Field Unit - XI		19,000,000	19,000,000
Region XII - SOCCSKARGEN		<u>21,750,000</u>	<u>21,750,000</u>
Regional Field Unit - XII		21,750,000	21,750,000
Region XIII - Caraga		<u>31,525,000</u>	<u>31,525,000</u>
Regional Field Unit - XIII		31,525,000	31,525,000
PAEF on the National High-Value Crops Development Program	<u>143,728,000</u>	<u>310,059,000</u>	<u>453,787,000</u>
National Capital Region (NCR)	<u>285,000</u>	<u>120,000,000</u>	<u>120,285,000</u>
Central Office		50,000,000	50,000,000
Bureau of Plant Industry	285,000	3,500,000	3,785,000
Bureau of Soils and Water Management		66,500,000	66,500,000
Region I - Ilocos	<u>9,273,000</u>	<u>15,716,000</u>	<u>24,989,000</u>
Regional Field Unit - I	9,273,000	15,716,000	24,989,000

Cordillera Administrative Region (CAR)	<u>16,083,000</u>	<u>21,496,000</u>	<u>37,579,000</u>
Regional Field Unit - CAR	16,083,000	21,496,000	37,579,000
Region II - Cagayan Valley	<u>13,076,000</u>	<u>20,848,000</u>	<u>33,924,000</u>
Regional Field Unit - II	13,076,000	20,848,000	33,924,000
Region III - Central Luzon	<u>22,059,000</u>	<u>27,582,000</u>	<u>49,641,000</u>
Regional Field Unit - III	22,059,000	27,582,000	49,641,000
Region IVA - CALABARZON	<u>8,453,000</u>	<u>12,944,000</u>	<u>21,397,000</u>
Regional Field Unit - IVA	8,453,000	12,944,000	21,397,000
Region IVB - MIMAROPA	<u>14,830,000</u>	<u>12,281,000</u>	<u>27,111,000</u>
Regional Field Unit - IVB	14,830,000	12,281,000	27,111,000
Region V - Bicol	<u>13,556,000</u>	<u>12,936,000</u>	<u>26,492,000</u>
Regional Field Unit - V	13,556,000	12,936,000	26,492,000
Region VI - Western Visayas	<u>8,338,000</u>	<u>11,470,000</u>	<u>19,808,000</u>
Regional Field Unit - VI	8,338,000	11,470,000	19,808,000
Region VII - Central Visayas	<u>4,842,000</u>	<u>7,188,000</u>	<u>12,030,000</u>
Regional Field Unit - VII	4,842,000	7,188,000	12,030,000
Region VIII - Eastern Visayas	<u>4,644,000</u>	<u>8,457,000</u>	<u>13,101,000</u>
Regional Field Unit - VIII	4,644,000	8,457,000	13,101,000
Region IX - Zamboanga Peninsula	<u>5,982,000</u>	<u>8,800,000</u>	<u>14,782,000</u>
Regional Field Unit - IX	5,982,000	8,800,000	14,782,000
Region X - Northern Mindanao	<u>4,838,000</u>	<u>7,833,000</u>	<u>12,671,000</u>
Regional Field Unit - X	4,838,000	7,833,000	12,671,000
Region XI - Davao	<u>2,367,000</u>	<u>9,520,000</u>	<u>11,887,000</u>
Regional Field Unit - XI	2,367,000	9,520,000	11,887,000
Region XII - SOCCSKARGEN	<u>9,000,000</u>	<u>6,197,000</u>	<u>15,197,000</u>
Regional Field Unit - XII	9,000,000	6,197,000	15,197,000
Region XIII - Caraga	<u>6,102,000</u>	<u>6,791,000</u>	<u>12,893,000</u>
Regional Field Unit - XIII	6,102,000	6,791,000	12,893,000
PAEF on the Promotion and Development of Organic Agriculture Program	<u>23,053,000</u>	<u>174,803,000</u>	<u>197,856,000</u>



National Capital Region (NCR)	<u>21,298,000</u>	<u>99,260,000</u>	<u>120,558,000</u>
Bureau of Soils and Water Management	21,298,000	99,260,000	120,558,000
Region I - Ilocos		<u>5,633,000</u>	<u>5,633,000</u>
Regional Field Unit - I		5,633,000	5,633,000
Cordillera Administrative Region (CAR)		<u>9,950,000</u>	<u>9,950,000</u>
Regional Field Unit - CAR		9,950,000	9,950,000
Region II - Cagayan Valley		<u>8,540,000</u>	<u>8,540,000</u>
Regional Field Unit - II		8,540,000	8,540,000
Region III - Central Luzon		<u>4,680,000</u>	<u>4,680,000</u>
Regional Field Unit - III		4,680,000	4,680,000
Region IVA - CALABARZON	<u>120,000</u>	<u>5,670,000</u>	<u>5,790,000</u>
Regional Field Unit - IVA	120,000	5,670,000	5,790,000
Region IVB - MIMAROPA		<u>5,390,000</u>	<u>5,390,000</u>
Regional Field Unit - IVB		5,390,000	5,390,000
Region V - Bicol	<u>240,000</u>	<u>5,885,000</u>	<u>6,125,000</u>
Regional Field Unit - V	240,000	5,885,000	6,125,000
Region VI - Western Visayas		<u>5,080,000</u>	<u>5,080,000</u>
Regional Field Unit - VI		5,080,000	5,080,000
Region VII - Central Visayas		<u>3,850,000</u>	<u>3,850,000</u>
Regional Field Unit - VII		3,850,000	3,850,000
Region VIII - Eastern Visayas		<u>750,000</u>	<u>750,000</u>
Regional Field Unit - VIII		750,000	750,000
Region IX - Zamboanga Peninsula		<u>2,650,000</u>	<u>2,650,000</u>
Regional Field Unit - IX		2,650,000	2,650,000
Region X - Northern Mindanao	<u>720,000</u>		<u>720,000</u>
Regional Field Unit - X	720,000		720,000
Region XI - Davao		<u>5,000,000</u>	<u>5,000,000</u>
Regional Field Unit - XI		5,000,000	5,000,000
Region XII - SOCCSKSARGEN	<u>675,000</u>	<u>7,215,000</u>	<u>7,890,000</u>
Regional Field Unit - XII	675,000	7,215,000	7,890,000

Region XIII - Caraga			<u>5,250,000</u>	<u>5,250,000</u>
Regional Field Unit - XIII			5,250,000	5,250,000
<b>IRRIGATION NETWORK SERVICES</b>				
<b>(INS) SUB-PROGRAM</b>	<u>19,096,000</u>	<u>43,634,000</u>	<u>1,066,295,000</u>	<u>1,129,025,000</u>
<b>INS on the National Rice Program</b>			<u>932,758,000</u>	<u>932,758,000</u>
Region I - Ilocos			<u>159,941,000</u>	<u>159,941,000</u>
Regional Field Unit - I			159,941,000	159,941,000
Cordillera Administrative Region (CAR)			<u>69,929,000</u>	<u>69,929,000</u>
Regional Field Unit - CAR			69,929,000	69,929,000
Region II - Cagayan Valley			<u>54,568,000</u>	<u>54,568,000</u>
Regional Field Unit - II			54,568,000	54,568,000
Region III - Central Luzon			<u>49,300,000</u>	<u>49,300,000</u>
Regional Field Unit - III			49,300,000	49,300,000
Region IVA - CALABARZON			<u>81,200,000</u>	<u>81,200,000</u>
Regional Field Unit - IVA			81,200,000	81,200,000
Region IVB - MIMAROPA			<u>48,669,000</u>	<u>48,669,000</u>
Regional Field Unit - IVB			48,669,000	48,669,000
Region V - Bicol			<u>91,000,000</u>	<u>91,000,000</u>
Regional Field Unit - V			91,000,000	91,000,000
Region VI - Western Visayas			<u>114,414,000</u>	<u>114,414,000</u>
Regional Field Unit - VI			114,414,000	114,414,000
Region VII - Central Visayas			<u>46,861,000</u>	<u>46,861,000</u>
Regional Field Unit - VII			46,861,000	46,861,000
Region VIII - Eastern Visayas			<u>53,750,000</u>	<u>53,750,000</u>
Regional Field Unit - VIII			53,750,000	53,750,000
Region IX - Zamboanga Peninsula			<u>27,000,000</u>	<u>27,000,000</u>
Regional Field Unit - IX			27,000,000	27,000,000
Region X - Northern Mindanao			<u>25,000,000</u>	<u>25,000,000</u>
Regional Field Unit - X			25,000,000	25,000,000

Region XI - Davao	18,289,000	18,289,000
Regional Field Unit - XI	18,289,000	18,289,000
Region XII - SOCCSKSARGEN	55,112,000	55,112,000
Regional Field Unit - XII	55,112,000	55,112,000
Region XIII - Caraga	37,725,000	37,725,000
Regional Field Unit - XIII	37,725,000	37,725,000
INS on the National Corn Program	33,520,000	33,520,000
Region I - Ilocos	8,900,000	8,900,000
Regional Field Unit - I	8,900,000	8,900,000
Cordillera Administrative Region (CAR)	6,000,000	6,000,000
Regional Field Unit - CAR	6,000,000	6,000,000
Region II - Cagayan Valley	3,000,000	3,000,000
Regional Field Unit - II	3,000,000	3,000,000
Region III - Central Luzon	7,520,000	7,520,000
Regional Field Unit - III	7,520,000	7,520,000
Region IVA - CALABARZON	1,500,000	1,500,000
Regional Field Unit - IVA	1,500,000	1,500,000
Region IVB - MIMAROPA	4,000,000	4,000,000
Regional Field Unit - IVB	4,000,000	4,000,000
Region V - Bicol	600,000	600,000
Regional Field Unit - V	600,000	600,000
Region VI - Western Visayas	300,000	300,000
Regional Field Unit - VI	300,000	300,000
Region IX - Zamboanga Peninsula	1,000,000	1,000,000
Regional Field Unit - IX	1,000,000	1,000,000
Region XI - Davao	200,000	200,000
Regional Field Unit - XI	200,000	200,000
Region XIII - Caraga	500,000	500,000
Regional Field Unit - XIII	500,000	500,000
INS on the National High-Value Crops Development Program	3,460,000	88,677,000
		92,137,000

Region I - Ilocos		<u>6,422,000</u>	<u>6,422,000</u>
Regional Field Unit - I		6,422,000	6,422,000
Cordillera Administrative Region (CAR)	<u>3,460,000</u>	<u>9,815,000</u>	<u>13,275,000</u>
Regional Field Unit - CAR	3,460,000	9,815,000	13,275,000
Region II - Cagayan Valley		<u>10,600,000</u>	<u>10,600,000</u>
Regional Field Unit - II		10,600,000	10,600,000
Region III - Central Luzon		<u>10,900,000</u>	<u>10,900,000</u>
Regional Field Unit - III		10,900,000	10,900,000
Region IVA - CALABARZON		<u>5,214,000</u>	<u>5,214,000</u>
Regional Field Unit - IVA		5,214,000	5,214,000
Region IVB - MIMAROPA		<u>9,800,000</u>	<u>9,800,000</u>
Regional Field Unit - IVB		9,800,000	9,800,000
Region V - Bicol		<u>7,327,000</u>	<u>7,327,000</u>
Regional Field Unit - V		7,327,000	7,327,000
Region VI - Western Visayas		<u>1,546,000</u>	<u>1,546,000</u>
Regional Field Unit - VI		1,546,000	1,546,000
Region VII - Central Visayas		<u>6,000,000</u>	<u>6,000,000</u>
Regional Field Unit - VII		6,000,000	6,000,000
Region VIII - Eastern Visayas		<u>2,432,000</u>	<u>2,432,000</u>
Regional Field Unit - VIII		2,432,000	2,432,000
Region IX - Zamboanga Peninsula		<u>2,584,000</u>	<u>2,584,000</u>
Regional Field Unit - IX		2,584,000	2,584,000
Region X - Northern Mindanao		<u>7,337,000</u>	<u>7,337,000</u>
Regional Field Unit - X		7,337,000	7,337,000
Region XI - Davao		<u>5,000,000</u>	<u>5,000,000</u>
Regional Field Unit - XI		5,000,000	5,000,000
Region XII - SOCCSKSARGEN		<u>2,000,000</u>	<u>2,000,000</u>
Regional Field Unit - XII		2,000,000	2,000,000
Region XIII - Caraga		<u>1,700,000</u>	<u>1,700,000</u>
Regional Field Unit - XIII		1,700,000	1,700,000

Other Water Resources Projects	<u>19,096,000</u>	<u>39,797,000</u>	<u>58,893,000</u>
National Capital Region (NCR)	<u>19,096,000</u>	<u>39,797,000</u>	<u>58,893,000</u>
Bureau of Soils and Water Management	19,096,000	39,797,000	58,893,000
INS for the Promotion and Development of Organic Agriculture		<u>377,000</u>	<u>11,340,000</u>
Region I - Ilocos		<u>377,000</u>	<u>377,000</u>
Regional Field Unit - I		377,000	377,000
Region II - Cagayan Valley			<u>900,000</u>
Regional Field Unit - II			900,000
Region III - Central Luzon			<u>4,000,000</u>
Regional Field Unit - III			4,000,000
Region IVA - CALABARZON			<u>650,000</u>
Regional Field Unit - IVA			650,000
Region IVB - MIMAROPA			<u>900,000</u>
Regional Field Unit - IVB			900,000
Region V - Bicol			<u>1,980,000</u>
Regional Field Unit - V			1,980,000
Region IX - Zamboanga Peninsula			<u>1,450,000</u>
Regional Field Unit - IX			1,450,000
Region XII - SOCCSKSARGEN			<u>1,460,000</u>
Regional Field Unit - XII			1,460,000
FARM-TO-MARKET ROADS (FMR) SUB-PROGRAM		<u>99,299,000</u>	<u>7,485,000,000</u>
Farm-to-Market Road (FMR) Network Planning and Monitoring Services		<u>99,299,000</u>	<u>99,299,000</u>
National Capital Region (NCR)		<u>25,399,000</u>	<u>25,399,000</u>
Bureau of Agricultural and Fisheries Engineering		25,399,000	25,399,000
Region I - Ilocos		<u>5,100,000</u>	<u>5,100,000</u>
Regional Field Unit - I		5,100,000	5,100,000
Cordillera Administrative Region (CAR)		<u>4,700,000</u>	<u>4,700,000</u>
Regional Field Unit - CAR		4,700,000	4,700,000

Region II - Cagayan Valley	<u>5,600,000</u>	<u>5,600,000</u>
Regional Field Unit - II	5,600,000	5,600,000
Region III - Central Luzon	<u>5,800,000</u>	<u>5,800,000</u>
Regional Field Unit - III	5,800,000	5,800,000
Region IVA - CALABARZON	<u>7,000,000</u>	<u>7,000,000</u>
Regional Field Unit - IVA	7,000,000	7,000,000
Region IVB - MIMAROPA	<u>4,000,000</u>	<u>4,000,000</u>
Regional Field Unit - IVB	4,000,000	4,000,000
Region V - Bicol	<u>5,000,000</u>	<u>5,000,000</u>
Regional Field Unit - V	5,000,000	5,000,000
Region VI - Western Visayas	<u>5,500,000</u>	<u>5,500,000</u>
Regional Field Unit - VI	5,500,000	5,500,000
Region VII - Central Visayas	<u>5,200,000</u>	<u>5,200,000</u>
Regional Field Unit - VII	5,200,000	5,200,000
Region VIII - Eastern Visayas	<u>4,500,000</u>	<u>4,500,000</u>
Regional Field Unit - VIII	4,500,000	4,500,000
Region IX - Zamboanga Peninsula	<u>4,200,000</u>	<u>4,200,000</u>
Regional Field Unit - IX	4,200,000	4,200,000
Region X - Northern Mindanao	<u>4,600,000</u>	<u>4,600,000</u>
Regional Field Unit - X	4,600,000	4,600,000
Region XI - Davao	<u>4,500,000</u>	<u>4,500,000</u>
Regional Field Unit - XI	4,500,000	4,500,000
Region XII - SOCCSKSARGEN	<u>4,000,000</u>	<u>4,000,000</u>
Regional Field Unit - XII	4,000,000	4,000,000
Region XIII - Caraga	<u>4,200,000</u>	<u>4,200,000</u>
Regional Field Unit - XIII	4,200,000	4,200,000
Project(s)		
Locally-Funded Project(s)		
Repair/Rehabilitation and Construction of Farm-to-Market Roads in Designated Key Production Areas	<u>7,485,000,000</u>	<u>7,485,000,000</u>

Region I - Ilocos	<u>568,000,000</u>	<u>568,000,000</u>
Regional Field Unit - I	568,000,000	568,000,000
Cordillera Administrative Region (CAR)	<u>650,000,000</u>	<u>650,000,000</u>
Regional Field Unit - CAR	650,000,000	650,000,000
Region II - Cagayan Valley	<u>639,000,000</u>	<u>639,000,000</u>
Regional Field Unit - II	639,000,000	639,000,000
Region III - Central Luzon	<u>686,000,000</u>	<u>686,000,000</u>
Regional Field Unit - III	686,000,000	686,000,000
Region IVA - CALABARZON	<u>783,500,000</u>	<u>783,500,000</u>
Regional Field Unit - IVA	783,500,000	783,500,000
Region IVB - MIMAROPA	<u>670,500,000</u>	<u>670,500,000</u>
Regional Field Unit - IVB	670,500,000	670,500,000
Region V - Bicol	<u>374,500,000</u>	<u>374,500,000</u>
Regional Field Unit - V	374,500,000	374,500,000
Region VI - Western Visayas	<u>544,000,000</u>	<u>544,000,000</u>
Regional Field Unit - VI	544,000,000	544,000,000
Region VII - Central Visayas	<u>519,000,000</u>	<u>519,000,000</u>
Regional Field Unit - VII	519,000,000	519,000,000
Region VIII - Eastern Visayas	<u>513,000,000</u>	<u>513,000,000</u>
Regional Field Unit - VIII	513,000,000	513,000,000
Region IX - Zamboanga Peninsula	<u>274,000,000</u>	<u>274,000,000</u>
Regional Field Unit - IX	274,000,000	274,000,000
Region X - Northern Mindanao	<u>382,000,000</u>	<u>382,000,000</u>
Regional Field Unit - X	382,000,000	382,000,000
Region XI - Davao	<u>296,000,000</u>	<u>296,000,000</u>
Regional Field Unit - XI	296,000,000	296,000,000
Region XII - SOCCSKSARGEN	<u>294,500,000</u>	<u>294,500,000</u>
Regional Field Unit - XII	294,500,000	294,500,000
Region XIII - Caraga	<u>291,000,000</u>	<u>291,000,000</u>
Regional Field Unit - XIII	291,000,000	291,000,000

**AGRICULTURE AND FISHERY POLICY  
PROGRAM**47,150,00024,495,0002,650,00074,295,000Formulation, monitoring and evaluation  
of agricultural and fishery policies,  
plans and programs47,150,00024,495,0002,650,00074,295,000

National Capital Region (NCR)

47,150,00024,495,0002,650,00074,295,000

Central Office

47,150,000

24,495,000

2,650,000

74,295,000

**AGRICULTURE AND FISHERY REGULATORY  
SUPPORT PROGRAM**556,241,000616,080,00079,313,0001,251,634,000

Quality control and inspection

166,000,000268,876,00037,213,000472,089,000

National Capital Region (NCR)

83,059,000234,918,00034,563,000352,540,000

Bureau of Animal Industry

25,635,000

18,900,000

44,535,000

Bureau of Plant Industry

78,846,000

204,191,000

15,663,000

298,700,000

Bureau of Agricultural and  
Fisheries Engineering

4,213,000

5,092,000

9,305,000

Region I - Ilocos

12,369,0001,442,00013,811,000

Regional Field Unit - I

12,369,000

1,442,000

13,811,000

Cordillera Administrative Region (CAR)

7,568,0008,343,00015,911,000

Regional Field Unit - CAR

7,568,000

8,343,000

15,911,000

Region II - Cagayan Valley

1,272,0001,272,000

Regional Field Unit - II

1,272,000

1,272,000

Region III - Central Luzon

2,673,0002,673,000

Regional Field Unit - III

2,673,000

2,673,000

Region IVA - CALABARZON

4,640,0001,255,0005,895,000

Regional Field Unit - IVA

4,640,000

1,255,000

5,895,000

Region IVB - MIMAROPA

6,249,0003,341,0009,590,000

Regional Field Unit - IVB

6,249,000

3,341,000

9,590,000

Region V - Bicol

4,811,0003,712,0008,523,000

Regional Field Unit - V

4,811,000

3,712,000

8,523,000

Region VI - Western Visayas

4,911,0001,303,0006,214,000

Regional Field Unit - VI

4,911,000

1,303,000

6,214,000

Region VII - Central Visayas

4,839,0001,132,0005,971,000

Regional Field Unit - VII

4,839,000

1,132,000

5,971,000



Region VIII - Eastern Visayas	<u>9,145,000</u>	<u>1,931,000</u>	<u>1,350,000</u>	<u>12,426,000</u>
Regional Field Unit - VIII	9,145,000	1,931,000	1,350,000	12,426,000
Region IX - Zamboanga Peninsula	<u>9,382,000</u>	<u>1,305,000</u>		<u>10,687,000</u>
Regional Field Unit - IX	9,382,000	1,305,000		10,687,000
Region X - Northern Mindanao		<u>1,455,000</u>		<u>1,455,000</u>
Regional Field Unit - X		1,455,000		1,455,000
Region XI - Davao	<u>2,873,000</u>	<u>1,251,000</u>	<u>1,300,000</u>	<u>5,424,000</u>
Regional Field Unit - XI	2,873,000	1,251,000	1,300,000	5,424,000
Region XII - SOCCSKARGEN	<u>10,300,000</u>	<u>1,055,000</u>		<u>11,355,000</u>
Regional Field Unit - XII	10,300,000	1,055,000		11,355,000
Region XIII - Caraga	<u>5,854,000</u>	<u>2,488,000</u>		<u>8,342,000</u>
Regional Field Unit - XIII	5,854,000	2,488,000		8,342,000
Agriculture and fishery product standards	<u>19,186,000</u>	<u>43,746,000</u>		<u>62,932,000</u>
National Capital Region (NCR)	<u>19,186,000</u>	<u>43,746,000</u>		<u>62,932,000</u>
Central Office	19,186,000	43,746,000		62,932,000
Quarantine services	<u>315,330,000</u>	<u>272,082,000</u>	<u>42,100,000</u>	<u>629,512,000</u>
National Capital Region (NCR)	<u>315,330,000</u>	<u>272,082,000</u>	<u>42,100,000</u>	<u>629,512,000</u>
Bureau of Animal Industry	152,199,000	225,294,000	42,100,000	419,593,000
Bureau of Plant Industry	163,131,000	46,788,000		209,919,000
Registration and licensing	<u>55,725,000</u>	<u>31,376,000</u>		<u>87,101,000</u>
National Capital Region (NCR)	<u>5,261,000</u>	<u>17,912,000</u>		<u>23,173,000</u>
Bureau of Animal Industry		8,334,000		8,334,000
Bureau of Plant Industry		1,735,000		1,735,000
Bureau of Agricultural and Fisheries Engineering	5,261,000	7,843,000		13,104,000
Region I - Ilocos		<u>515,000</u>		<u>515,000</u>
Regional Field Unit - I		515,000		515,000
Cordillera Administrative Region (CAR)	<u>4,141,000</u>	<u>2,659,000</u>		<u>6,800,000</u>
Regional Field Unit - CAR	4,141,000	2,659,000		6,800,000
Region II - Cagayan Valley	<u>9,154,000</u>	<u>1,054,000</u>		<u>10,208,000</u>
Regional Field Unit - II	9,154,000	1,054,000		10,208,000

Region III - Central Luzon	<u>10,971,000</u>	<u>1,546,000</u>	<u>12,517,000</u>
Regional Field Unit - III	10,971,000	1,546,000	12,517,000
Region IVA - CALABARZON	<u>4,566,000</u>	<u>1,937,000</u>	<u>6,503,000</u>
Regional Field Unit - IVA	4,566,000	1,937,000	6,503,000
Region IVB - MIMAROPA	<u>4,497,000</u>	<u>251,000</u>	<u>4,748,000</u>
Regional Field Unit - IVB	4,497,000	251,000	4,748,000
Region V - Bicol	<u>6,903,000</u>	<u>266,000</u>	<u>7,169,000</u>
Regional Field Unit - V	6,903,000	266,000	7,169,000
Region VI - Western Visayas	<u>4,442,000</u>	<u>225,000</u>	<u>4,667,000</u>
Regional Field Unit - VI	4,442,000	225,000	4,667,000
Region VII - Central Visayas	<u>2,216,000</u>	<u>533,000</u>	<u>2,749,000</u>
Regional Field Unit - VII	2,216,000	533,000	2,749,000
Region VIII - Eastern Visayas		<u>213,000</u>	<u>213,000</u>
Regional Field Unit - VIII		213,000	213,000
Region IX - Zamboanga Peninsula		<u>602,000</u>	<u>602,000</u>
Regional Field Unit - IX		602,000	602,000
Region X - Northern Mindanao		<u>1,373,000</u>	<u>1,373,000</u>
Regional Field Unit - X		1,373,000	1,373,000
Region XI - Davao	<u>3,574,000</u>	<u>1,437,000</u>	<u>5,011,000</u>
Regional Field Unit - XI	3,574,000	1,437,000	5,011,000
Region XII - SOCCSKSARGEN		<u>500,000</u>	<u>500,000</u>
Regional Field Unit - XII		500,000	500,000
Region XIII - Caraga		<u>353,000</u>	<u>353,000</u>
Regional Field Unit - XIII		353,000	353,000
<b>LOCALLY-FUNDED AND FOREIGN-ASSISTED PROGRAM</b>	<u>17,499,000</u>	<u>7,311,599,000</u>	<u>9,778,658,000</u>
Project(s)			<u>17,107,756,000</u>
Locally-Funded Project(s)	<u>17,499,000</u>	<u>6,530,765,000</u>	<u>6,633,566,000</u>
Special Area for Agricultural Development Program		<u>617,402,000</u>	<u>923,789,000</u>

National Capital Region (NCR)		<u>37,204,000</u>	<u>37,204,000</u>
Central Office		37,204,000	37,204,000
Cordillera Administrative Region (CAR)		<u>94,250,000</u>	<u>29,300,000</u> <u>123,550,000</u>
Regional Field Unit - CAR		94,250,000	29,300,000 123,550,000
Region IVB - MIMAROPA		<u>38,921,000</u>	<u>21,000,000</u> <u>59,921,000</u>
Regional Field Unit - IVB		38,921,000	21,000,000 59,921,000
Region V - Bicol		<u>83,949,000</u>	<u>20,545,000</u> <u>104,494,000</u>
Regional Field Unit - V		83,949,000	20,545,000 104,494,000
Region VI - Western Visayas		<u>39,368,000</u>	<u>32,810,000</u> <u>72,178,000</u>
Regional Field Unit - VI		39,368,000	32,810,000 72,178,000
Region VII - Central Visayas		<u>50,495,000</u>	<u>27,985,000</u> <u>78,480,000</u>
Regional Field Unit - VII		50,495,000	27,985,000 78,480,000
Region VIII - Eastern Visayas		<u>86,998,000</u>	<u>49,000,000</u> <u>135,998,000</u>
Regional Field Unit - VIII		86,998,000	49,000,000 135,998,000
Region IX - Zamboanga Peninsula		<u>56,597,000</u>	<u>32,962,000</u> <u>89,559,000</u>
Regional Field Unit - IX		56,597,000	32,962,000 89,559,000
Region X - Northern Mindanao		<u>32,650,000</u>	<u>29,450,000</u> <u>62,100,000</u>
Regional Field Unit - X		32,650,000	29,450,000 62,100,000
Region XI - Davao		<u>30,348,000</u>	<u>16,883,000</u> <u>47,231,000</u>
Regional Field Unit - XI		30,348,000	16,883,000 47,231,000
Region XII - SOCCSKSARGEN		<u>42,360,000</u>	<u>37,500,000</u> <u>79,860,000</u>
Regional Field Unit - XII		42,360,000	37,500,000 79,860,000
Region XIII - Caraga		<u>24,262,000</u>	<u>8,952,000</u> <u>33,214,000</u>
Regional Field Unit - XIII		24,262,000	8,952,000 33,214,000
SOCCSKSARGEN Integrated Food Security Program	<u>17,499,000</u>	<u>32,542,000</u>	<u>50,041,000</u>
Region XII - SOCCSKSARGEN	<u>17,499,000</u>	<u>32,542,000</u>	<u>50,041,000</u>
Regional Field Unit - XII	17,499,000	32,542,000	50,041,000
Kabuhayan at Kaunlaran ng Kababayang Katutubo (4Ks) Project		<u>102,124,000</u>	<u>47,876,000</u> <u>150,000,000</u>

National Capital Region (NCR)	<u>22,525,000</u>	<u>1,326,000</u>	<u>23,851,000</u>
Central Office	22,525,000	1,326,000	23,851,000
Region I - Ilocos	<u>2,622,000</u>	<u>5,645,000</u>	<u>8,267,000</u>
Regional Field Unit - I	2,622,000	5,645,000	8,267,000
Cordillera Administrative Region (CAR)	<u>6,051,000</u>	<u>3,435,000</u>	<u>9,486,000</u>
Regional Field Unit - CAR	6,051,000	3,435,000	9,486,000
Region II - Cagayan Valley	<u>8,921,000</u>	<u>563,000</u>	<u>9,484,000</u>
Regional Field Unit - II	8,921,000	563,000	9,484,000
Region III - Central Luzon	<u>3,742,000</u>	<u>5,744,000</u>	<u>9,486,000</u>
Regional Field Unit - III	3,742,000	5,744,000	9,486,000
Region IVA - CALABARZON	<u>8,227,000</u>	<u>1,693,000</u>	<u>9,920,000</u>
Regional Field Unit - IVA	8,227,000	1,693,000	9,920,000
Region IVB - MIMAROPA	<u>7,230,000</u>	<u>2,253,000</u>	<u>9,483,000</u>
Regional Field Unit - IVB	7,230,000	2,253,000	9,483,000
Region V - Bicol	<u>4,817,000</u>	<u>4,668,000</u>	<u>9,485,000</u>
Regional Field Unit - V	4,817,000	4,668,000	9,485,000
Region VI - Western Visayas	<u>8,197,000</u>	<u>1,289,000</u>	<u>9,486,000</u>
Regional Field Unit - VI	8,197,000	1,289,000	9,486,000
Region VII - Central Visayas	<u>3,890,000</u>	<u>120,000</u>	<u>4,010,000</u>
Regional Field Unit - VII	3,890,000	120,000	4,010,000
Region IX - Zamboanga Peninsula	<u>7,832,000</u>	<u>1,652,000</u>	<u>9,484,000</u>
Regional Field Unit - IX	7,832,000	1,652,000	9,484,000
Region X - Northern Mindanao	<u>4,984,000</u>	<u>4,501,000</u>	<u>9,485,000</u>
Regional Field Unit - X	4,984,000	4,501,000	9,485,000
Region XI - Davao	<u>2,194,000</u>	<u>6,907,000</u>	<u>9,101,000</u>
Regional Field Unit - XI	2,194,000	6,907,000	9,101,000
Region XII - SOCCSKSARGEN	<u>5,370,000</u>	<u>4,115,000</u>	<u>9,485,000</u>
Regional Field Unit - XII	5,370,000	4,115,000	9,485,000
Region XIII - Caraga	<u>5,522,000</u>	<u>3,965,000</u>	<u>9,487,000</u>
Regional Field Unit - XIII	5,522,000	3,965,000	9,487,000

Rice Competitiveness Enhancement Program	<u>4,000,000,000</u>	<u>6,000,000,000</u>	<u>10,000,000,000</u>
National Capital Region (NCR)	<u>4,000,000,000</u>	<u>6,000,000,000</u>	<u>10,000,000,000</u>
Central Office	4,000,000,000	6,000,000,000	10,000,000,000
Updating of the Registry System for Basic Sectors in Agriculture (RSBSA)	<u>193,357,000</u>	<u>26,643,000</u>	<u>220,000,000</u>
National Capital Region (NCR)	<u>25,784,000</u>	<u>11,745,000</u>	<u>37,529,000</u>
Central Office	25,784,000	11,745,000	37,529,000
Region I - Ilocos	<u>9,870,000</u>		<u>9,870,000</u>
Regional Field Unit - I	9,870,000		9,870,000
Cordillera Administrative Region (CAR)	<u>9,449,000</u>	<u>2,969,000</u>	<u>12,418,000</u>
Regional Field Unit - CAR	9,449,000	2,969,000	12,418,000
Region II - Cagayan Valley	<u>14,629,000</u>	<u>1,247,000</u>	<u>15,876,000</u>
Regional Field Unit - II	14,629,000	1,247,000	15,876,000
Region III - Central Luzon	<u>18,008,000</u>	<u>2,178,000</u>	<u>20,186,000</u>
Regional Field Unit - III	18,008,000	2,178,000	20,186,000
Region IVA - CALABARZON	<u>9,458,000</u>	<u>536,000</u>	<u>9,994,000</u>
Regional Field Unit - IVA	9,458,000	536,000	9,994,000
Region IVB - MIMAROPA	<u>11,542,000</u>	<u>938,000</u>	<u>12,480,000</u>
Regional Field Unit - IVB	11,542,000	938,000	12,480,000
Region V - Bicol	<u>12,907,000</u>	<u>681,000</u>	<u>13,588,000</u>
Regional Field Unit - V	12,907,000	681,000	13,588,000
Region VI - Western Visayas	<u>22,693,000</u>		<u>22,693,000</u>
Regional Field Unit - VI	22,693,000		22,693,000
Region VII - Central Visayas	<u>9,514,000</u>	<u>1,005,000</u>	<u>10,519,000</u>
Regional Field Unit - VII	9,514,000	1,005,000	10,519,000
Region VIII - Eastern Visayas	<u>6,906,000</u>	<u>2,262,000</u>	<u>9,168,000</u>
Regional Field Unit - VIII	6,906,000	2,262,000	9,168,000
Region IX - Zamboanga Peninsula	<u>4,220,000</u>	<u>302,000</u>	<u>4,522,000</u>
Regional Field Unit - IX	4,220,000	302,000	4,522,000

Region X - Northern Mindanao	<u>9,969,000</u>	<u>922,000</u>	<u>10,891,000</u>
Regional Field Unit - X	9,969,000	922,000	10,891,000
Region XI - Davao	<u>8,645,000</u>		<u>8,645,000</u>
Regional Field Unit - XI	8,645,000		8,645,000
Region XII - SOCCSKSARGEN	<u>13,446,000</u>	<u>1,491,000</u>	<u>14,937,000</u>
Regional Field Unit - XII	13,446,000	1,491,000	14,937,000
Region XIII - Caraga	<u>6,317,000</u>	<u>367,000</u>	<u>6,684,000</u>
Regional Field Unit - XIII	6,317,000	367,000	6,684,000
Balik Probinsya, Bagong Pag-asa Program	<u>255,340,000</u>	<u>244,660,000</u>	<u>500,000,000</u>
National Capital Region (NCR)	<u>255,340,000</u>	<u>244,660,000</u>	<u>500,000,000</u>
Central Office	255,340,000	244,660,000	500,000,000
Fuel Discount to Farmers and Fisherfolk	<u>500,000,000</u>		<u>500,000,000</u>
National Capital Region (NCR)	<u>500,000,000</u>		<u>500,000,000</u>
Central Office	500,000,000		500,000,000
Aquaponics Program	<u>3,000,000</u>		<u>3,000,000</u>
National Capital Region (NCR)	<u>3,000,000</u>		<u>3,000,000</u>
Central Office	3,000,000		3,000,000
Construction of Drop-Off Center/ Trading Post in Aritao, Nueva Vizcaya	<u>10,000,000</u>		<u>10,000,000</u>
Region II - Cagayan Valley	<u>10,000,000</u>		<u>10,000,000</u>
Regional Field Unit - II	10,000,000		10,000,000
Construction of Drop-Off Center/ Trading Post in Barangay Fely, Maconacon, Isabela	<u>5,000,000</u>		<u>5,000,000</u>
Region II - Cagayan Valley	<u>5,000,000</u>		<u>5,000,000</u>
Regional Field Unit - II	5,000,000		5,000,000
Agribusiness and Marketing Assistance Service (AMAS) Enhanced KADIWA-2: Marketing Logistics Support Program (Food Supply Distribution Program)	<u>50,000,000</u>		<u>50,000,000</u>
National Capital Region (NCR)	<u>50,000,000</u>		<u>50,000,000</u>
Central Office	50,000,000		50,000,000
Implementation of the KADIWA ni ANI at KITA Program	<u>250,000,000</u>		<u>250,000,000</u>

National Capital Region (NCR)	<u>250,000,000</u>		<u>250,000,000</u>
Central Office	250,000,000		250,000,000
Young Farmers Challenge Fund	<u>150,000,000</u>		<u>150,000,000</u>
National Capital Region (NCR)	<u>150,000,000</u>		<u>150,000,000</u>
Central Office	150,000,000		150,000,000
Binhi ng Pag-Asa Program	<u>92,000,000</u>	<u>8,000,000</u>	<u>100,000,000</u>
National Capital Region (NCR)	<u>92,000,000</u>	<u>8,000,000</u>	<u>100,000,000</u>
Agricultural Training Institute	92,000,000	8,000,000	100,000,000
Implementation of a Livestock Development Project in the Province of Marinduque	<u>10,000,000</u>		<u>10,000,000</u>
Region IVB - MIMAROPA	<u>10,000,000</u>		<u>10,000,000</u>
Regional Field Unit - IVB	10,000,000		10,000,000
Implementation of a Livestock Development Project in the Province of Ilocos Sur	<u>10,000,000</u>		<u>10,000,000</u>
Region I - Ilocos	<u>10,000,000</u>		<u>10,000,000</u>
Regional Field Unit - I	10,000,000		10,000,000
Implementation of a Livestock Development Project in the Province of Pangasinan	<u>20,000,000</u>		<u>20,000,000</u>
Region I - Ilocos	<u>20,000,000</u>		<u>20,000,000</u>
Regional Field Unit - I	20,000,000		20,000,000
Inclusive Agribusiness through Sustainable Agriculture and Fishery Enterprises (SAFE) Innovation Hub for Coconut and other By- Products for the Province of Camarines Sur	<u>230,000,000</u>		<u>230,000,000</u>
Region V - Bicol	<u>230,000,000</u>		<u>230,000,000</u>
Regional Field Unit - V	230,000,000		230,000,000
Foreign - Assisted Project(s)	<u>780,834,000</u>	<u>3,145,092,000</u>	<u>3,925,926,000</u>
Philippine Rural Development Program		<u>145,077,000</u>	<u>145,077,000</u>
National Capital Region (NCR)		<u>145,077,000</u>	<u>145,077,000</u>
Central Office		<u>145,077,000</u>	<u>145,077,000</u>
Loan Proceeds		145,077,000	145,077,000
Expansion of the Philippine Rural Development Project		<u>1,502,133,000</u>	<u>1,502,133,000</u>

National Capital Region (NCR)		<u>1,502,133,000</u>	<u>1,502,133,000</u>
Central Office		<u>1,502,133,000</u>	<u>1,502,133,000</u>
Loan Proceeds		1,337,191,000	1,337,191,000
GOP Counterpart		164,942,000	164,942,000
Second Additional Financing for Philippine Rural Development Project (PRDP-AF2)	<u>764,434,000</u>	<u>1,497,882,000</u>	<u>2,262,316,000</u>
National Capital Region (NCR)	<u>764,434,000</u>	<u>1,497,882,000</u>	<u>2,262,316,000</u>
Central Office	<u>764,434,000</u>	<u>1,497,882,000</u>	<u>2,262,316,000</u>
Loan Proceeds	351,691,000	967,955,000	1,319,646,000
GOP Counterpart	412,743,000	529,927,000	942,670,000
Philippine-Sino Center for Agricultural Technology -Technical Cooperation Program III (PhilSCAT-TCP III)	<u>16,400,000</u>		<u>16,400,000</u>
Region III - Central Luzon	<u>16,400,000</u>		<u>16,400,000</u>
Regional Field Unit - III	<u>16,400,000</u>		<u>16,400,000</u>
GOP Counterpart	<u>16,400,000</u>		<u>16,400,000</u>
Sub-total, Operations	<u>1,925,619,000</u>	<u>28,821,625,000</u>	<u>22,240,109,000</u>
TOTAL NEW APPROPRIATIONS	P <u>3,910,954,000</u> P <u>32,458,718,000</u>	P <u>22,429,790,000</u> P <u>58,799,462,000</u>	

New Appropriations by Object of Expenditures  
(In Thousand Pesos)

Current Operating Expenditures

Personnel Services

Civilian Personnel

Permanent Positions

Basic Salary

2,735,297

Total Permanent Positions

2,735,297

Other Compensation Common to All

Personnel Economic Relief Allowance

151,008

Representation Allowance

19,890

Transportation Allowance

19,830

Clothing and Uniform Allowance

37,752

Mid-Year Bonus-Civilian

227,941

Year End Bonus

227,941

Cash Gift

31,460

Productivity Enhancement Incentive

31,460

Step Increment

6,835



Total Other Compensation Common to All	754,117
Other Compensation for Specific Groups	
Magna Carta for Public Health Workers	13,881
Magna Carta for Science & Technology Personnel	149,437
Overseas Allowance	52,425
Anniversary Bonus - Civilian	3,573
Total Other Compensation for Specific Groups	219,316
Other Benefits	
PAG-IBIG Contributions	7,552
PhilHealth Contributions	45,684
Employees Compensation Insurance Premiums	7,552
Loyalty Award - Civilian	3,210
Terminal Leave	120,727
Total Other Benefits	184,725
Non-Permanent Positions	17,499
Total Personnel Services	3,910,954
Maintenance and Other Operating Expenses	
Travelling Expenses	499,444
Training and Scholarship Expenses	2,455,248
Supplies and Materials Expenses	17,650,459
Utility Expenses	286,464
Communication Expenses	186,851
Awards/Rewards and Prizes	40,356
Survey, Research, Exploration and Development Expenses	1,454
Confidential, Intelligence and Extraordinary Expenses	
Extraordinary and Miscellaneous Expenses	7,269
Professional Services	2,028,609
General Services	228,587
Repairs and Maintenance	536,949
Financial Assistance/Subsidy	950,000
Taxes, Insurance Premiums and Other Fees	60,293
Labor and Wages	299,977
Other Maintenance and Operating Expenses	
Advertising Expenses	90,633
Printing and Publication Expenses	82,144
Representation Expenses	197,666
Transportation and Delivery Expenses	31,381
Rent/Lease Expenses	89,987
Membership Dues and Contributions to Organizations	4,937
Subscription Expenses	37,375
Donations	5,404,056
Bank Transaction Fee	1,729
Other Maintenance and Operating Expenses	1,286,850
Total Maintenance and Other Operating Expenses	32,458,718
Total Current Operating Expenditures	36,369,672

<b>Capital Outlays</b>	
Loans Outlay	1,000,000
Property, Plant and Equipment Outlay	
Land Improvements Outlay	23,055
Infrastructure Outlay	11,708,249
Buildings and Other Structures	2,239,870
Machinery and Equipment Outlay	6,658,456
Transportation Equipment Outlay	8,650
Furniture, Fixtures and Books Outlay	15,834
Biological Assets Outlay	775,676
<b>Total Capital Outlays</b>	<b>22,429,790</b>
<b>TOTAL NEW APPROPRIATIONS</b>	<b>58,799,462</b>

### B. AGRICULTURAL CREDIT POLICY COUNCIL

For general administration and support, and operations, in support of the modernization of the agriculture and fisheries sector in order to meet the challenges of globalization, as indicated hereunder . . . . . P 2,600,143,000

#### New Appropriations, by Program

		<u>Current Operating Expenditures</u>				
		<u>Personnel Services</u>	<u>Maintenance and Other Operating Expenses</u>	<u>Financial Expenses</u>	<u>Capital Outlays</u>	<u>Total</u>
<b>PROGRAMS</b>						
General Administration and Support	P	13,988,000 P	16,118,000 P	11,000 P	P	30,117,000
Operations		<u>27,142,000</u>	<u>23,232,000</u>		<u>2,519,652,000</u>	<u>2,570,026,000</u>
<b>AGRICULTURAL CREDIT PROGRAM</b>		<u>27,142,000</u>	<u>23,232,000</u>		<u>2,519,652,000</u>	<u>2,570,026,000</u>
<b>TOTAL NEW APPROPRIATIONS</b>	P	<u>41,130,000 P</u>	<u>39,350,000 P</u>	<u>11,000 P</u>	<u>2,519,652,000 P</u>	<u>2,600,143,000</u>

#### **Special Provision(s)**

1. **Agricultural Credit Facility.** The amount of Two Billion Five Hundred Thirty Six Million Five Hundred Sixty One Thousand Pesos (P2,536,561,000) appropriated herein for Agro-Industry Modernization Credit and Financing Program Administration includes the amount of Two Billion Five Hundred Fifteen Million Pesos (P2,515,000,000) which shall be transferred to Government Financial Institutions (GFIs), private banks such as rural and cooperative banks, ~~thrift banks and universal/commercial banks, and Non-Bank Financial Institutions (NBFIs) such as cooperatives, farmers or fisherfolk organizations or associations, agri-fishery-based corporations,~~ and other viable Non-Government Organizations (NGOs), to be used exclusively for the implementation of a flexible, accesible, and affordable credit facility. The same shall be for the benefit of small farmers and fisherfolk registered under the Registry System for Basic Sectors in Agriculture, their cooperatives, organizations, or associations, and agri-fishery-based micro and small-enterprises enrolled/registered under the farmers and fisherfolk enterprise development information system. For this purpose, the Agricultural Credit Policy Council (ACPC), in coordination with GFIs, private banks, and NBFIs shall formulate the guidelines for a streamlined and equitable access to the said credit facility. (DIRECT VETO - President's Veto Message, December 30, 2021, Volume I-B, page 811, R.A. No. 11639)

2. **Reporting and Posting Requirements.** The submission of the quarterly reports on its financial and physical accomplishments shall be in accordance with Section 99 of the General Provisions of this Act.

3. **Appropriations for Activities or Projects.** The amounts appropriated herein shall be used specifically for the following activities or projects in the indicated amounts and conditions:

New Appropriations, by Programs/Activities/Projects

Current Operating Expenditures					
	Personnel Services	Maintenance and Other Operating Expenses	Financial Expenses	Capital Outlays	Total
<b>PROGRAMS</b>					
General Administration and Support					
General management and supervision	P 12,433,000	P 16,118,000	P 11,000	P	28,562,000
Administration of Personnel Benefits	1,555,000				1,555,000
Sub-total, General Administration and Support	13,988,000	16,118,000	11,000		30,117,000
Operations					
Access of Small Farmers and Fisherfolk to formal credit under the ACPC Agro-Industry Modernization Credit and Financing Program increased	27,142,000	23,232,000		2,519,652,000	2,570,026,000
AGRICULTURAL CREDIT PROGRAM	27,142,000	23,232,000		2,519,652,000	2,570,026,000
Agro-Industry Modernization Credit and Financing Program (AMCFP) Administration	13,239,000	8,322,000		2,515,000,000	2,536,561,000
Policy formulation, research and advocacy, monitoring and evaluation of credit policies, plans and programs and capacity building	13,903,000	14,910,000		4,652,000	33,465,000
Sub-total, Operations	27,142,000	23,232,000		2,519,652,000	2,570,026,000
<b>TOTAL NEW APPROPRIATIONS</b>	<b>P 41,130,000</b>	<b>P 39,350,000</b>	<b>P 11,000</b>	<b>P 2,519,652,000</b>	<b>P 2,600,143,000</b>

New Appropriations, by Object of Expenditures  
(In Thousand Pesos)

## Current Operating Expenditures

## Personnel Services

## Civilian Personnel

## Permanent Positions

## Basic Salary

29,915

## Total Permanent Positions

29,915

## Other Compensation Common to All

Personnel Economic Relief Allowance  
Representation Allowance  
Transportation Allowance

816  
1,338  
1,338

Clothing and Uniform Allowance	204
Mid-Year Bonus - Civilian	2,493
Year End Bonus	2,493
Cash Gift	170
Productivity Enhancement Incentive	170
Step Increment	74
<b>Total Other Compensation Common to All</b>	<b>9,096</b>
<b>Other Compensation for Specific Groups</b>	
Anniversary Bonus - Civilian	102
<b>Total Other Compensation for Specific Groups</b>	<b>102</b>
<b>Other Benefits</b>	
PAG-IBIG Contributions	40
PhilHealth Contributions	382
Employees Compensation Insurance Premiums	40
Terminal Leave	1,555
<b>Total Other Benefits</b>	<b>2,017</b>
<b>Total Personnel Services</b>	<b>41,130</b>
<b>Maintenance and Other Operating Expenses</b>	
Travelling Expenses	10,524
Training and Scholarship Expenses	3,740
Supplies and Materials Expenses	2,866
Utility Expenses	2,057
Communication Expenses	6,359
Survey, Research, Exploration and Development Expenses	2,683
Confidential, Intelligence and Extraordinary Expenses	
Extraordinary and Miscellaneous Expenses	150
Professional Services	1,030
General Services	2,290
Repairs and Maintenance	1,338
Taxes, Insurance Premiums and Other Fees	116
Other Maintenance and Operating Expenses	
Advertising Expenses	11
Printing and Publication Expenses	74
Representation Expenses	547
Rent/Lease Expenses	1,858
Subscription Expenses	2,144
Other Maintenance and Operating Expenses	1,563
<b>Total Maintenance and Other Operating Expenses</b>	<b>39,350</b>
<b>Financial Expenses</b>	
Bank Charges	11
<b>Total Financial Expenses</b>	<b>11</b>
<b>Total Current Operating Expenditures</b>	<b>80,491</b>

Capital Outlays	
Loans Outlay	2,515,000
Property, Plant and Equipment Outlay	
Machinery and Equipment Outlay	4,652
Total Capital Outlays	2,519,652
<b>TOTAL NEW APPROPRIATIONS</b>	<b>2,600,143</b>

### C. BUREAU OF FISHERIES AND AQUATIC RESOURCES

For general administration and support, support to operations, and operations including locally-funded projects and foreign-assisted project, in support of the modernization of the agriculture and fisheries sector in order to meet the challenges of globalization, as indicated hereunder . . . . . P 4,567,278,000

#### New Appropriations, by Program

	Current Operating Expenditures				Total
	Personnel Services	Maintenance and Other Operating Expenses	Financial Expenses	Capital Outlays	
<b>PROGRAMS</b>					
General Administration and Support	P 195,942,000	P 318,962,000	44,000 P	P	514,948,000
Support to Operations	14,906,000	292,575,000		75,000,000	382,481,000
Operations	<u>618,920,000</u>	<u>2,540,135,000</u>		<u>510,794,000</u>	<u>3,669,849,000</u>
FISHERIES DEVELOPMENT PROGRAM	213,491,000	736,747,000		304,982,000	1,255,220,000
FISHERIES REGULATORY AND LAW ENFORCEMENT PROGRAM	363,297,000	1,260,593,000		205,812,000	1,829,702,000
FISHERIES EXTENSION PROGRAM	42,132,000	518,538,000			560,670,000
FISHERIES POLICY PROGRAM		<u>24,257,000</u>			<u>24,257,000</u>
<b>TOTAL NEW APPROPRIATIONS</b>	P <u>829,768,000</u>	P <u>3,151,672,000</u>	P <u>44,000</u>	P <u>585,794,000</u>	P <u>4,567,278,000</u>

#### Special Provision(s)

1. **Wildlife Management Fund.** In addition to the amounts appropriated herein, Fifty Million Pesos (P50,000,000) shall be used for the rehabilitation or restoration of declared aquatic critical habitats, all aquatic resources and all marine mammals except dugong, as well as scientific research support, and enforcement and monitoring activities of the BFAR, sourced from donations, contributions, endowments and fines imposed for violations within its jurisdiction, constituted into the Wildlife Management Fund pursuant to Section 29 in relation to Section 4 of R.A. No. 9147.

Release of funds shall be subject to the submission of a Special Budget pursuant to Section 35, Chapter 5, Book VI of E.O. No. 292.

2. **Fisheries Management Fund.** In addition to the amounts appropriated herein, the amount of Thirteen Million Pesos (P13,000,000) shall be used for the conservation, preservation, protection, management, development and regulation of fishery and aquatic resources; research and development and capability building of the various stakeholders including provision for scholarships; supplementary livelihood for poverty alleviation; and improvement of productivity and processes of the various stakeholders, in accordance with the allocation provided under Section 19 of R.A. No. 10654, sourced from proceeds of the sale of forfeited fish, fishing gears, paraphernalia and fishing vessels, endowments, grants, donations, and administrative fines and penalties imposed under the same Act, constituted into the Fisheries Management Fund pursuant to the same provision.

Release of funds shall be subject to the submission of a Special Budget pursuant to Section 35, Chapter 5, Book VI of E.O. No. 292.

3. **National Fisheries Program.** The amount of Three Billion Fifty Million Nine Hundred Twenty Nine Thousand Pesos (P3,050,929,000) appropriated herein for the National Fisheries Program shall be implemented with priority given to: (i) areas where the majority of small fisherfolk registered under the RSBSA are located; and (ii) provinces or regions where the absolute number of poor fisherfolk and the incidence of poverty are high as identified in the latest official poverty statistics of the PSA.

**4. Post-harvest Equipment and Facilities.** The amount of Thirty Million Seven Hundred Ninety Six Thousand Pesos (P30,796,000) appropriated herein for the implementation of the Provision of Fishery On-Farm/Post-Harvest Equipment and Facilities shall be used for the construction of on-farm/post-harvest facilities and/or procurement of the on-farm/post-harvest equipment.

Upon completion of the construction and/or procurement of the post-harvest equipment and facilities, the BFAR shall turn over the management and ownership thereof to the LGUs or fisherfolk organizations concerned, which shall commit to shoulder maintenance and repair cost.

**5. Upgrading and Capacitating Municipal Fisherfolks in the West Philippine Sea (WPS) Through Acquisition and Allocation of Capture Fisheries Livelihood Interventions.** The amount of Thirty Million Pesos (P30,000,000) appropriated herein under the Capture Fisheries Sub-Program shall be used for the improvement of the socio-economic well-being of municipal fisherfolk situated in the coastal municipalities of the WPS by providing medium-scale Handliner Boats, Lambaklad and Payaos.

**6. Fisheries Management Areas Program.** The amount of Ten Million Pesos (P10,000,000) appropriated herein for the operationalization of the Fisheries Management Areas (FMA) Program shall include the operationalization of FMA management boards and scientific advisory groups, implementation of area recommended harvest control measures, capacity building for stakeholders, and implementation of economic safety nets for fisherfolk that will be affected by established policies on harvest control, among others.

Capacity building activities shall include awareness and adoption of industry standards on municipal catch documentation and traceability systems and vessel monitoring system, among others.

The BFAR shall lead the development and implementation of multi-agency and multi-sectoral ecosystem-based fisheries management plans in the established twelve (12) FMAs.

**7. Fisheries Scholarship Program.** The BFAR may allocate amounts from the fisheries scholarship program for children of families belonging to indigenous peoples communities who bear the responsibility of fisheries management in their ancestral domains.

**8. Reporting and Posting Requirements.** The submission of the quarterly reports on its financial and physical accomplishments shall be in accordance with Section 99 of the General Provisions of this Act.

**9. Appropriations for Activities or Projects.** The amounts appropriated herein shall be used specifically for the following activities or projects in the indicated amounts and conditions:

New Appropriations, by Programs/Activities/Projects

	Current Operating Expenditures				
	Personnel Services	Maintenance and Other Operating Expenses	Financial Expenses	Capital Outlays	Total
PROGRAMS					
General Administration and Support					
General management and supervision	P 168,930,000	P 318,962,000	P 44,000		P 487,936,000
National Capital Region (NCR)	48,187,000	96,510,000	44,000		144,741,000
Central Office	48,187,000	96,510,000	44,000		144,741,000
Region I - Ilocos	6,152,000	9,960,000			16,112,000
Regional Office - I	6,152,000	9,960,000			16,112,000
Cordillera Administrative Region (CAR)	5,348,000	14,359,000			19,707,000
Regional Office - CAR	5,348,000	14,359,000			19,707,000
Region II - Cagayan Valley	8,917,000	12,048,000			20,965,000
Regional Office - II	8,917,000	12,048,000			20,965,000
Region III - Central Luzon	6,966,000	14,300,000			21,266,000
Regional Office - III	6,966,000	14,300,000			21,266,000

Region IVA - CALABARZON	<u>11,986,000</u>	<u>16,954,000</u>	<u>28,940,000</u>
Regional Office - IVA	11,986,000	16,954,000	28,940,000
Region IVB - MIMAROPA	<u>10,927,000</u>	<u>13,682,000</u>	<u>24,609,000</u>
Regional Office - IVB	10,927,000	13,682,000	24,609,000
Region V - Bicol	<u>8,631,000</u>	<u>23,264,000</u>	<u>31,895,000</u>
Regional Office - V	8,631,000	23,264,000	31,895,000
Region VI - Western Visayas	<u>7,417,000</u>	<u>13,541,000</u>	<u>20,958,000</u>
Regional Office - VI	7,417,000	13,541,000	20,958,000
Region VII - Central Visayas	<u>14,618,000</u>	<u>13,068,000</u>	<u>27,686,000</u>
Regional Office - VII	14,618,000	13,068,000	27,686,000
Region VIII - Eastern Visayas	<u>8,747,000</u>	<u>21,027,000</u>	<u>29,774,000</u>
Regional Office - VIII	8,747,000	21,027,000	29,774,000
Region IX - Zamboanga Peninsula	<u>7,424,000</u>	<u>9,368,000</u>	<u>16,792,000</u>
Regional Office - IX	7,424,000	9,368,000	16,792,000
Region X - Northern Mindanao	<u>4,130,000</u>	<u>16,242,000</u>	<u>20,372,000</u>
Regional Office - X	4,130,000	16,242,000	20,372,000
Region XI - Davao	<u>8,051,000</u>	<u>18,143,000</u>	<u>26,194,000</u>
Regional Office - XI	8,051,000	18,143,000	26,194,000
Region XII - SOCCSKSARGEN	<u>6,001,000</u>	<u>11,083,000</u>	<u>17,084,000</u>
Regional Office - XII	6,001,000	11,083,000	17,084,000
Region XIII - Caraga	<u>5,428,000</u>	<u>15,413,000</u>	<u>20,841,000</u>
Regional Office - XIII	5,428,000	15,413,000	20,841,000
Administration of Personnel Benefits	<u>27,012,000</u>		<u>27,012,000</u>
National Capital Region (NCR)	<u>10,277,000</u>		<u>10,277,000</u>
Central Office	10,277,000		10,277,000
Region II - Cagayan Valley	<u>677,000</u>		<u>677,000</u>
Regional Office - II	677,000		677,000
Region III - Central Luzon	<u>4,313,000</u>		<u>4,313,000</u>
Regional Office - III	4,313,000		4,313,000

Region IVA - CALABARZON	<u>2,868,000</u>			<u>2,868,000</u>
Regional Office - IVA	2,868,000			2,868,000
Region V - Bicol	<u>3,113,000</u>			<u>3,113,000</u>
Regional Office - V	3,113,000			3,113,000
Region VI - Western Visayas	<u>1,045,000</u>			<u>1,045,000</u>
Regional Office - VI	1,045,000			1,045,000
Region VII - Central Visayas	<u>238,000</u>			<u>238,000</u>
Regional Office - VII	238,000			238,000
Region VIII - Eastern Visayas	<u>1,589,000</u>			<u>1,589,000</u>
Regional Office - VIII	1,589,000			1,589,000
Region IX - Zamboanga Peninsula	<u>1,197,000</u>			<u>1,197,000</u>
Regional Office - IX	1,197,000			1,197,000
Region XI - Davao	<u>66,000</u>			<u>66,000</u>
Regional Office - XI	66,000			66,000
Region XII - SOCCSKSARGEN	<u>1,629,000</u>			<u>1,629,000</u>
Regional Office - XII	<u>1,629,000</u>			<u>1,629,000</u>
Sub-total, General Administration and Support	<u>195,942,000</u>	<u>318,962,000</u>	<u>44,000</u>	<u>514,948,000</u>
Support to Operations				
Development of organizational policies, plans and procedures	<u>6,577,000</u>	<u>249,555,000</u>	<u>75,000,000</u>	<u>331,132,000</u>
National Capital Region (NCR)	<u>6,577,000</u>	<u>215,141,000</u>	<u>75,000,000</u>	<u>296,718,000</u>
Central Office	6,577,000	215,141,000	75,000,000	296,718,000
Region I - Ilocos		<u>2,962,000</u>		<u>2,962,000</u>
Regional Office - I		2,962,000		2,962,000
Cordillera Administrative Region (CAR)		<u>1,376,000</u>		<u>1,376,000</u>
Regional Office - CAR		1,376,000		1,376,000
Region II - Cagayan Valley		<u>2,628,000</u>		<u>2,628,000</u>
Regional Office - II		2,628,000		2,628,000
Region III - Central Luzon		<u>1,395,000</u>		<u>1,395,000</u>
Regional Office - III		1,395,000		1,395,000



Region IVA - CALABARZON		<u>1,786,000</u>	<u>1,786,000</u>
Regional Office - IVA		1,786,000	1,786,000
Region IVB - MIMAROPA		<u>3,164,000</u>	<u>3,164,000</u>
Regional Office - IVB		3,164,000	3,164,000
Region V - Bicol		<u>1,777,000</u>	<u>1,777,000</u>
Regional Office - V		1,777,000	1,777,000
Region VI - Western Visayas		<u>1,454,000</u>	<u>1,454,000</u>
Regional Office - VI		1,454,000	1,454,000
Region VII - Central Visayas		<u>1,444,000</u>	<u>1,444,000</u>
Regional Office - VII		1,444,000	1,444,000
Region VIII - Eastern Visayas		<u>2,768,000</u>	<u>2,768,000</u>
Regional Office - VIII		2,768,000	2,768,000
Region IX - Zamboanga Peninsula		<u>2,395,000</u>	<u>2,395,000</u>
Regional Office - IX		2,395,000	2,395,000
Region X - Northern Mindanao		<u>3,104,000</u>	<u>3,104,000</u>
Regional Office - X		3,104,000	3,104,000
Region XI - Davao		<u>2,185,000</u>	<u>2,185,000</u>
Regional Office - XI		2,185,000	2,185,000
Region XII - SOCCSKSARGEN		<u>2,560,000</u>	<u>2,560,000</u>
Regional Office - XII		2,560,000	2,560,000
Region XIII - Caraga		<u>3,416,000</u>	<u>3,416,000</u>
Regional Office - XIII		3,416,000	3,416,000
Legal and advisory services	<u>8,329,000</u>	<u>43,020,000</u>	<u>51,349,000</u>
National Capital Region (NCR)	<u>8,329,000</u>	<u>22,415,000</u>	<u>30,744,000</u>
Central Office	8,329,000	22,415,000	30,744,000
Region I - Ilocos		<u>1,288,000</u>	<u>1,288,000</u>
Regional Office - I		1,288,000	1,288,000
Cordillera Administrative Region (CAR)		<u>981,000</u>	<u>981,000</u>
Regional Office - CAR		981,000	981,000

Region II - Cagayan Valley		<u>1,280,000</u>		<u>1,280,000</u>
Regional Office - II		1,280,000		1,280,000
Region III - Central Luzon		<u>1,276,000</u>		<u>1,276,000</u>
Regional Office - III		1,276,000		1,276,000
Region IVA - CALABARZON		<u>1,144,000</u>		<u>1,144,000</u>
Regional Office - IVA		1,144,000		1,144,000
Region IVB - MIMAROPA		<u>1,993,000</u>		<u>1,993,000</u>
Regional Office - IVB		1,993,000		1,993,000
Region V - Bicol		<u>1,440,000</u>		<u>1,440,000</u>
Regional Office - V		1,440,000		1,440,000
Region VI - Western Visayas		<u>1,609,000</u>		<u>1,609,000</u>
Regional Office - VI		1,609,000		1,609,000
Region VII - Central Visayas		<u>1,259,000</u>		<u>1,259,000</u>
Regional Office - VII		1,259,000		1,259,000
Region VIII - Eastern Visayas		<u>1,351,000</u>		<u>1,351,000</u>
Regional Office - VIII		1,351,000		1,351,000
Region IX - Zamboanga Peninsula		<u>1,223,000</u>		<u>1,223,000</u>
Regional Office - IX		1,223,000		1,223,000
Region X - Northern Mindanao		<u>1,200,000</u>		<u>1,200,000</u>
Regional Office - X		1,200,000		1,200,000
Region XI - Davao		<u>1,545,000</u>		<u>1,545,000</u>
Regional Office - XI		1,545,000		1,545,000
Region XII - SOCCSKSARGEN		<u>1,594,000</u>		<u>1,594,000</u>
Regional Office - XII		1,594,000		1,594,000
Region XIII - Caraga		<u>1,422,000</u>		<u>1,422,000</u>
Regional Office - XIII		1,422,000		1,422,000
Sub-total, Support to Operations	<u>14,906,000</u>	<u>292,575,000</u>	<u>75,000,000</u>	<u>382,481,000</u>
Operations				
Productivity in Fisheries Sector within ecological limits improved	<u>618,920,000</u>	<u>2,540,135,000</u>	<u>510,794,000</u>	<u>3,669,849,000</u>

<b>FISHERIES DEVELOPMENT PROGRAM</b>	<u>213,491,000</u>	<u>736,747,000</u>	<u>304,982,000</u>	<u>1,255,220,000</u>
<b>CAPTURE FISHERIES SUB-PROGRAM</b>	<u>4,618,000</u>	<u>278,186,000</u>	<u>22,116,000</u>	<u>304,920,000</u>
Fishing gear/paraphernalia distribution	<u>4,618,000</u>	<u>278,186,000</u>	<u>22,116,000</u>	<u>304,920,000</u>
National Capital Region (NCR)	<u>4,618,000</u>	<u>153,677,000</u>	<u>22,116,000</u>	<u>180,411,000</u>
Central Office	4,618,000	153,677,000	22,116,000	180,411,000
Region I - Ilocos		<u>4,478,000</u>		<u>4,478,000</u>
Regional Office - I		4,478,000		4,478,000
Cordillera Administrative Region (CAR)		<u>3,426,000</u>		<u>3,426,000</u>
Regional Office - CAR		3,426,000		3,426,000
Region II - Cagayan Valley		<u>6,681,000</u>		<u>6,681,000</u>
Regional Office - II		6,681,000		6,681,000
Region III - Central Luzon		<u>8,407,000</u>		<u>8,407,000</u>
Regional Office - III		8,407,000		8,407,000
Region IVA - CALABARZON		<u>4,396,000</u>		<u>4,396,000</u>
Regional Office - IVA		4,396,000		4,396,000
Region IVB - MIMAROPA		<u>10,397,000</u>		<u>10,397,000</u>
Regional Office - IVB		10,397,000		10,397,000
Region V - Bicol		<u>7,867,000</u>		<u>7,867,000</u>
Regional Office - V		7,867,000		7,867,000
Region VI - Western Visayas		<u>2,074,000</u>		<u>2,074,000</u>
Regional Office - VI		2,074,000		2,074,000
Region VII - Central Visayas		<u>19,012,000</u>		<u>19,012,000</u>
Regional Office - VII		19,012,000		19,012,000
Region VIII - Eastern Visayas		<u>7,370,000</u>		<u>7,370,000</u>
Regional Office - VIII		7,370,000		7,370,000
Region IX - Zamboanga Peninsula		<u>14,479,000</u>		<u>14,479,000</u>
Regional Office - IX		14,479,000		14,479,000
Region X - Northern Mindanao		<u>11,416,000</u>		<u>11,416,000</u>
Regional Office - X		11,416,000		11,416,000

Region XI - Davao		<u>3,001,000</u>	<u>3,001,000</u>
Regional Office - XI		3,001,000	3,001,000
Region XII - SOCCSKSARGEN		<u>16,600,000</u>	<u>16,600,000</u>
Regional Office - XII		16,600,000	16,600,000
Region XIII - Caraga		<u>4,905,000</u>	<u>4,905,000</u>
Regional Office - XIII		4,905,000	4,905,000
<b>AQUACULTURE SUB-PROGRAM</b>	<u>122,988,000</u>	<u>390,283,000</u>	<u>276,636,000</u>
Fisheries production and distribution	<u>117,186,000</u>	<u>211,187,000</u>	<u>328,373,000</u>
National Capital Region (NCR)	<u>17,101,000</u>	<u>45,454,000</u>	<u>62,555,000</u>
Central Office	17,101,000	45,454,000	62,555,000
Region I - Ilocos	<u>7,918,000</u>	<u>9,322,000</u>	<u>17,240,000</u>
Regional Office - I	7,918,000	9,322,000	17,240,000
Cordillera Administrative Region (CAR)	<u>2,272,000</u>	<u>5,302,000</u>	<u>7,574,000</u>
Regional Office - CAR	2,272,000	5,302,000	7,574,000
Region II - Cagayan Valley	<u>9,116,000</u>	<u>8,107,000</u>	<u>17,223,000</u>
Regional Office - II	9,116,000	8,107,000	17,223,000
Region III - Central Luzon	<u>5,489,000</u>	<u>15,120,000</u>	<u>20,609,000</u>
Regional Office - III	5,489,000	15,120,000	20,609,000
Region IVA - CALABARZON	<u>3,218,000</u>	<u>4,723,000</u>	<u>7,941,000</u>
Regional Office - IVA	3,218,000	4,723,000	7,941,000
Region IVB - MIMAROPA	<u>6,600,000</u>	<u>12,084,000</u>	<u>18,684,000</u>
Regional Office - IVB	6,600,000	12,084,000	18,684,000
Region V - Bicol	<u>12,250,000</u>	<u>14,405,000</u>	<u>26,655,000</u>
Regional Office - V	12,250,000	14,405,000	26,655,000
Region VI - Western Visayas	<u>5,175,000</u>	<u>8,915,000</u>	<u>14,090,000</u>
Regional Office - VI	5,175,000	8,915,000	14,090,000
Region VII - Central Visayas	<u>13,291,000</u>	<u>18,872,000</u>	<u>32,163,000</u>
Regional Office - VII	13,291,000	18,872,000	32,163,000
Region VIII - Eastern Visayas	<u>13,124,000</u>	<u>23,220,000</u>	<u>36,344,000</u>
Regional Office - VIII	13,124,000	23,220,000	36,344,000

Region IX - Zamboanga Peninsula	<u>2,584,000</u>	<u>8,966,000</u>		<u>11,550,000</u>
Regional Office - IX	2,584,000	8,966,000		11,550,000
Region X - Northern Mindanao	<u>11,383,000</u>	<u>9,080,000</u>		<u>20,463,000</u>
Regional Office - X	11,383,000	9,080,000		20,463,000
Region XI - Davao	<u>2,773,000</u>	<u>8,253,000</u>		<u>11,026,000</u>
Regional Office - XI	2,773,000	8,253,000		11,026,000
Region XII - SOCCSKSARGEN	<u>1,140,000</u>	<u>9,820,000</u>		<u>10,960,000</u>
Regional Office - XII	1,140,000	9,820,000		10,960,000
Region XIII - Caraga	<u>3,752,000</u>	<u>9,544,000</u>		<u>13,296,000</u>
Regional Office - XIII	3,752,000	9,544,000		13,296,000
Operation and management of production facilities	<u>5,802,000</u>	<u>179,096,000</u>	<u>276,636,000</u>	<u>461,534,000</u>
National Capital Region (NCR)	<u>5,802,000</u>	<u>65,738,000</u>	<u>276,636,000</u>	<u>348,176,000</u>
Central Office	5,802,000	65,738,000	276,636,000	348,176,000
Region I - Ilocos		<u>8,154,000</u>		<u>8,154,000</u>
Regional Office - I		8,154,000		8,154,000
Cordillera Administrative Region (CAR)		<u>2,966,000</u>		<u>2,966,000</u>
Regional Office - CAR		2,966,000		2,966,000
Region II - Cagayan Valley		<u>6,558,000</u>		<u>6,558,000</u>
Regional Office - II		6,558,000		6,558,000
Region III - Central Luzon		<u>3,803,000</u>		<u>3,803,000</u>
Regional Office - III		3,803,000		3,803,000
Region IVA - CALABARZON		<u>3,617,000</u>		<u>3,617,000</u>
Regional Office - IVA		3,617,000		3,617,000
Region IVB - MIMAROPA		<u>8,824,000</u>		<u>8,824,000</u>
Regional Office - IVB		8,824,000		8,824,000
Region V - Bicol		<u>13,441,000</u>		<u>13,441,000</u>
Regional Office - V		13,441,000		13,441,000
Region VI - Western Visayas		<u>2,984,000</u>		<u>2,984,000</u>
Regional Office - VI		2,984,000		2,984,000

Region VII - Central Visayas		<u>11,542,000</u>		<u>11,542,000</u>
Regional Office - VII		11,542,000		11,542,000
Region VIII - Eastern Visayas		<u>14,606,000</u>		<u>14,606,000</u>
Regional Office - VIII		14,606,000		14,606,000
Region IX - Zamboanga Peninsula		<u>1,749,000</u>		<u>1,749,000</u>
Regional Office - IX		1,749,000		1,749,000
Region X - Northern Mindanao		<u>6,846,000</u>		<u>6,846,000</u>
Regional Office - X		6,846,000		6,846,000
Region XI - Davao		<u>5,824,000</u>		<u>5,824,000</u>
Regional Office - XI		5,824,000		5,824,000
Region XII - SOCCSKSARGEN		<u>14,183,000</u>		<u>14,183,000</u>
Regional Office - XII		14,183,000		14,183,000
Region XIII - Caraga		<u>8,261,000</u>		<u>8,261,000</u>
Regional Office - XIII		8,261,000		8,261,000
POST-HARVEST SUB-PROGRAM	<u>17,038,000</u>	<u>24,566,000</u>	<u>6,230,000</u>	<u>47,834,000</u>
Provision of fishery on-farm/ post-harvest equipment and facilities	<u>17,038,000</u>	<u>24,566,000</u>	<u>6,230,000</u>	<u>47,834,000</u>
National Capital Region (NCR)	<u>17,038,000</u>	<u>5,708,000</u>	<u>6,230,000</u>	<u>28,976,000</u>
Central Office	17,038,000	5,708,000	6,230,000	28,976,000
Region I - Ilocos		<u>1,237,000</u>		<u>1,237,000</u>
Regional Office - I		1,237,000		1,237,000
Cordillera Administrative Region (CAR)		<u>394,000</u>		<u>394,000</u>
Regional Office - CAR		394,000		394,000
Region II - Cagayan Valley		<u>373,000</u>		<u>373,000</u>
Regional Office - II		373,000		373,000
Region III - Central Luzon		<u>1,588,000</u>		<u>1,588,000</u>
Regional Office - III		1,588,000		1,588,000
Region IVA - CALABARZON		<u>220,000</u>		<u>220,000</u>
Regional Office - IVA		220,000		220,000

Region IVB - MIMAROPA		<u>780,000</u>	<u>780,000</u>
Regional Office - IVB		780,000	780,000
Region V - Bicol		<u>4,181,000</u>	<u>4,181,000</u>
Regional Office - V		4,181,000	4,181,000
Region VI - Western Visayas		<u>1,415,000</u>	<u>1,415,000</u>
Regional Office - VI		1,415,000	1,415,000
Region VII - Central Visayas		<u>1,458,000</u>	<u>1,458,000</u>
Regional Office - VII		1,458,000	1,458,000
Region VIII - Eastern Visayas		<u>1,393,000</u>	<u>1,393,000</u>
Regional Office - VIII		1,393,000	1,393,000
Region IX - Zamboanga Peninsula		<u>896,000</u>	<u>896,000</u>
Regional Office - IX		896,000	896,000
Region X - Northern Mindanao		<u>1,101,000</u>	<u>1,101,000</u>
Regional Office - X		1,101,000	1,101,000
Region XI - Davao		<u>512,000</u>	<u>512,000</u>
Regional Office - XI		512,000	512,000
Region XII - SOCCSKSARGEN		<u>2,101,000</u>	<u>2,101,000</u>
Regional Office - XII		2,101,000	2,101,000
Region XIII - Caraga		<u>1,209,000</u>	<u>1,209,000</u>
Regional Office - XIII		1,209,000	1,209,000
<b>MARKET DEVELOPMENT SUB-PROGRAM</b>	<u>68,847,000</u>	<u>34,370,000</u>	<u>103,217,000</u>
Market development services	<u>68,847,000</u>	<u>34,370,000</u>	<u>103,217,000</u>
National Capital Region (NCR)	<u>4,277,000</u>	<u>23,971,000</u>	<u>28,248,000</u>
Central Office	4,277,000	23,971,000	28,248,000
Region I - Ilocos	<u>4,729,000</u>	<u>1,231,000</u>	<u>5,960,000</u>
Regional Office - I	4,729,000	1,231,000	5,960,000
Cordillera Administrative Region (CAR)	<u>2,976,000</u>	<u>647,000</u>	<u>3,623,000</u>
Regional Office - CAR	2,976,000	647,000	3,623,000
Region II - Cagayan Valley	<u>5,355,000</u>	<u>455,000</u>	<u>5,810,000</u>
Regional Office - II	5,355,000	455,000	5,810,000

Region III - Central Luzon	<u>4,467,000</u>	<u>643,000</u>	<u>5,110,000</u>
Regional Office - III	4,467,000	643,000	5,110,000
Region IVA - CALABARZON	<u>4,350,000</u>	<u>683,000</u>	<u>5,033,000</u>
Regional Office - IVA	4,350,000	683,000	5,033,000
Region IVB - MIMAROPA	<u>4,611,000</u>	<u>456,000</u>	<u>5,067,000</u>
Regional Office - IVB	4,611,000	456,000	5,067,000
Region V - Bicol	<u>2,912,000</u>	<u>786,000</u>	<u>3,698,000</u>
Regional Office - V	2,912,000	786,000	3,698,000
Region VI - Western Visayas	<u>4,093,000</u>	<u>418,000</u>	<u>4,511,000</u>
Regional Office - VI	4,093,000	418,000	4,511,000
Region VII - Central Visayas	<u>5,548,000</u>	<u>802,000</u>	<u>6,350,000</u>
Regional Office - VII	5,548,000	802,000	6,350,000
Region VIII - Eastern Visayas	<u>4,975,000</u>	<u>662,000</u>	<u>5,637,000</u>
Regional Office - VIII	4,975,000	662,000	5,637,000
Region IX - Zamboanga Peninsula	<u>5,683,000</u>	<u>529,000</u>	<u>6,212,000</u>
Regional Office - IX	5,683,000	529,000	6,212,000
Region X - Northern Mindanao	<u>2,378,000</u>	<u>963,000</u>	<u>3,341,000</u>
Regional Office - X	2,378,000	963,000	3,341,000
Region XI - Davao	<u>3,323,000</u>	<u>611,000</u>	<u>3,934,000</u>
Regional Office - XI	3,323,000	611,000	3,934,000
Region XII - SOCCSKSARGEN	<u>3,607,000</u>	<u>872,000</u>	<u>4,479,000</u>
Regional Office - XII	3,607,000	872,000	4,479,000
Region XIII - Caraga	<u>5,563,000</u>	<u>641,000</u>	<u>6,204,000</u>
Regional Office - XIII	5,563,000	641,000	6,204,000
LOCALLY-FUNDED AND FOREIGN-ASSISTED SUB-PROGRAM		<u>9,342,000</u>	<u>9,342,000</u>
Project(s)			
Foreign-Assisted Project(s)			
Fisheries, Coastal Resources and Livelihood Project (FishCORAL)		<u>9,342,000</u>	<u>9,342,000</u>



GOP Counterpart		<u>9,342,000</u>	<u>9,342,000</u>
National Capital Region (NCR)		<u>9,342,000</u>	<u>9,342,000</u>
Central Office		9,342,000	9,342,000
<b>FISHERIES REGULATORY AND LAW ENFORCEMENT PROGRAM</b>	<u>363,297,000</u>	<u>1,260,593,000</u>	<u>205,812,000</u> <u>1,829,702,000</u>
Monitoring, control and surveillance	<u>51,614,000</u>	<u>735,088,000</u>	<u>786,702,000</u>
National Capital Region (NCR)	<u>19,395,000</u>	<u>565,380,000</u>	<u>584,775,000</u>
Central Office	19,395,000	565,380,000	584,775,000
Region I - Ilocos	<u>2,088,000</u>	<u>11,772,000</u>	<u>13,860,000</u>
Regional Office - I	2,088,000	11,772,000	13,860,000
Cordillera Administrative Region (CAR)		<u>184,000</u>	<u>184,000</u>
Regional Office - CAR		184,000	184,000
Region II - Cagayan Valley	<u>4,146,000</u>	<u>23,856,000</u>	<u>28,002,000</u>
Regional Office - II	4,146,000	23,856,000	28,002,000
Region III - Central Luzon	<u>2,322,000</u>	<u>14,445,000</u>	<u>16,767,000</u>
Regional Office - III	2,322,000	14,445,000	16,767,000
Region IVA - CALABARZON	<u>1,387,000</u>	<u>6,821,000</u>	<u>8,208,000</u>
Regional Office - IVA	1,387,000	6,821,000	8,208,000
Region IVB - MIMAROPA	<u>2,310,000</u>	<u>12,410,000</u>	<u>14,720,000</u>
Regional Office - IVB	2,310,000	12,410,000	14,720,000
Region V - Bicol	<u>4,692,000</u>	<u>12,657,000</u>	<u>17,349,000</u>
Regional Office - V	4,692,000	12,657,000	17,349,000
Region VI - Western Visayas	<u>1,381,000</u>	<u>12,094,000</u>	<u>13,475,000</u>
Regional Office - VI	1,381,000	12,094,000	13,475,000
Region VII - Central Visayas	<u>2,772,000</u>	<u>17,352,000</u>	<u>20,124,000</u>
Regional Office - VII	2,772,000	17,352,000	20,124,000
Region VIII - Eastern Visayas	<u>2,829,000</u>	<u>13,847,000</u>	<u>16,676,000</u>
Regional Office - VIII	2,829,000	13,847,000	16,676,000
Region IX - Zamboanga Peninsula	<u>2,764,000</u>	<u>14,657,000</u>	<u>17,421,000</u>
Regional Office - IX	2,764,000	14,657,000	17,421,000

Region X - Northern Mindanao	<u>1,368,000</u>	<u>8,588,000</u>	<u>9,956,000</u>
Regional Office - X	1,368,000	8,588,000	9,956,000
Region XI - Davao	<u>1,084,000</u>	<u>8,788,000</u>	<u>9,872,000</u>
Regional Office - XI	1,084,000	8,788,000	9,872,000
Region XII - SOCCSKSARGEN	<u>1,387,000</u>	<u>4,635,000</u>	<u>6,022,000</u>
Regional Office - XII	1,387,000	4,635,000	6,022,000
Region XIII - Caraga	<u>1,689,000</u>	<u>7,602,000</u>	<u>9,291,000</u>
Regional Office - XIII	1,689,000	7,602,000	9,291,000
Quality control and inspection	<u>56,982,000</u>	<u>81,264,000</u>	<u>138,246,000</u>
National Capital Region (NCR)	<u>4,622,000</u>	<u>42,821,000</u>	<u>47,443,000</u>
Central Office	4,622,000	42,821,000	47,443,000
Region I - Ilocos	<u>4,006,000</u>	<u>1,866,000</u>	<u>5,872,000</u>
Regional Office - I	4,006,000	1,866,000	5,872,000
Cordillera Administrative Region (CAR)		<u>535,000</u>	<u>535,000</u>
Regional Office - CAR		535,000	535,000
Region II - Cagayan Valley	<u>3,481,000</u>	<u>1,290,000</u>	<u>4,771,000</u>
Regional Office - II	3,481,000	1,290,000	4,771,000
Region III - Central Luzon	<u>4,026,000</u>	<u>1,716,000</u>	<u>5,742,000</u>
Regional Office - III	4,026,000	1,716,000	5,742,000
Region IVA - CALABARZON	<u>4,214,000</u>	<u>8,203,000</u>	<u>12,417,000</u>
Regional Office - IVA	4,214,000	8,203,000	12,417,000
Region IVB - MIMAROPA	<u>4,009,000</u>	<u>3,248,000</u>	<u>7,257,000</u>
Regional Office - IVB	4,009,000	3,248,000	7,257,000
Region V - Bicol	<u>2,798,000</u>	<u>1,799,000</u>	<u>4,597,000</u>
Regional Office - V	2,798,000	1,799,000	4,597,000
Region VI - Western Visayas	<u>4,133,000</u>	<u>2,389,000</u>	<u>6,522,000</u>
Regional Office - VI	4,133,000	2,389,000	6,522,000
Region VII - Central Visayas	<u>4,210,000</u>	<u>4,554,000</u>	<u>8,764,000</u>
Regional Office - VII	4,210,000	4,554,000	8,764,000

Region VIII - Eastern Visayas	<u>4,022,000</u>	<u>2,444,000</u>	<u>6,466,000</u>
Regional Office - VIII	4,022,000	2,444,000	6,466,000
Region IX - Zamboanga Peninsula	<u>3,161,000</u>	<u>1,043,000</u>	<u>4,204,000</u>
Regional Office - IX	3,161,000	1,043,000	4,204,000
Region X - Northern Mindanao	<u>2,228,000</u>	<u>2,041,000</u>	<u>4,269,000</u>
Regional Office - X	2,228,000	2,041,000	4,269,000
Region XI - Davao	<u>4,114,000</u>	<u>1,778,000</u>	<u>5,892,000</u>
Regional Office - XI	4,114,000	1,778,000	5,892,000
Region XII - SOCCSKSARGEN	<u>3,781,000</u>	<u>3,642,000</u>	<u>7,423,000</u>
Regional Office - XII	3,781,000	3,642,000	7,423,000
Region XIII - Caraga	<u>4,177,000</u>	<u>1,895,000</u>	<u>6,072,000</u>
Regional Office - XIII	4,177,000	1,895,000	6,072,000
Quarantine, registration and licensing	<u>93,081,000</u>	<u>38,190,000</u>	<u>131,271,000</u>
National Capital Region (NCR)	<u>8,965,000</u>	<u>12,700,000</u>	<u>21,665,000</u>
Central Office	8,965,000	12,700,000	21,665,000
Region I - Ilocos	<u>7,660,000</u>	<u>2,976,000</u>	<u>10,636,000</u>
Regional Office - I	7,660,000	2,976,000	10,636,000
Cordillera Administrative Region (CAR)	<u>1,238,000</u>		<u>1,238,000</u>
Regional Office - CAR	1,238,000		1,238,000
Region II - Cagayan Valley	<u>7,653,000</u>	<u>725,000</u>	<u>8,378,000</u>
Regional Office - II	7,653,000	725,000	8,378,000
Region III - Central Luzon	<u>6,940,000</u>	<u>1,460,000</u>	<u>8,400,000</u>
Regional Office - III	6,940,000	1,460,000	8,400,000
Region IVA - CALABARZON	<u>6,525,000</u>	<u>6,284,000</u>	<u>12,809,000</u>
Regional Office - IVA	6,525,000	6,284,000	12,809,000
Region IVB - MIMAROPA	<u>3,200,000</u>	<u>3,325,000</u>	<u>6,525,000</u>
Regional Office - IVB	3,200,000	3,325,000	6,525,000
Region V - Bicol	<u>5,576,000</u>	<u>1,889,000</u>	<u>7,465,000</u>
Regional Office - V	5,576,000	1,889,000	7,465,000

Region VI - Western Visayas	<u>5,535,000</u>	<u>1,453,000</u>	<u>6,988,000</u>
Regional Office - VI	5,535,000	1,453,000	6,988,000
Region VII - Central Visayas	<u>6,383,000</u>	<u>513,000</u>	<u>6,896,000</u>
Regional Office - VII	6,383,000	513,000	6,896,000
Region VIII - Eastern Visayas	<u>6,901,000</u>	<u>1,383,000</u>	<u>8,284,000</u>
Regional Office - VIII	6,901,000	1,383,000	8,284,000
Region IX - Zamboanga Peninsula	<u>3,711,000</u>	<u>614,000</u>	<u>4,325,000</u>
Regional Office - IX	3,711,000	614,000	4,325,000
Region X - Northern Mindanao	<u>3,756,000</u>	<u>1,041,000</u>	<u>4,797,000</u>
Regional Office - X	3,756,000	1,041,000	4,797,000
Region XI - Davao	<u>7,162,000</u>	<u>1,425,000</u>	<u>8,587,000</u>
Regional Office - XI	7,162,000	1,425,000	8,587,000
Region XII - SOCCSKSARGEN	<u>6,359,000</u>	<u>912,000</u>	<u>7,271,000</u>
Regional Office - XII	6,359,000	912,000	7,271,000
Region XIII - Caraga	<u>5,517,000</u>	<u>1,490,000</u>	<u>7,007,000</u>
Regional Office - XIII	5,517,000	1,490,000	7,007,000
Coastal and inland fisheries resource management	<u>161,620,000</u>	<u>325,573,000</u>	<u>487,193,000</u>
National Capital Region (NCR)	<u>7,950,000</u>	<u>199,025,000</u>	<u>206,975,000</u>
Central Office	7,950,000	199,025,000	206,975,000
Region I - Ilocos	<u>9,756,000</u>	<u>8,604,000</u>	<u>18,360,000</u>
Regional Office - I	9,756,000	8,604,000	18,360,000
Cordillera Administrative Region (CAR)	<u>7,231,000</u>	<u>3,429,000</u>	<u>10,660,000</u>
Regional Office - CAR	7,231,000	3,429,000	10,660,000
Region II - Cagayan Valley	<u>10,152,000</u>	<u>6,301,000</u>	<u>16,453,000</u>
Regional Office - II	10,152,000	6,301,000	16,453,000
Region III - Central Luzon	<u>15,353,000</u>	<u>32,836,000</u>	<u>48,189,000</u>
Regional Office - III	15,353,000	32,836,000	48,189,000
Region IVA - CALABARZON	<u>10,682,000</u>	<u>11,134,000</u>	<u>21,816,000</u>
Regional Office - IVA	10,682,000	11,134,000	21,816,000

Region IVB - MIMAROPA	<u>9,037,000</u>	<u>924,000</u>	<u>9,961,000</u>
Regional Office - IVB	9,037,000	924,000	9,961,000
Region V - Bicol	<u>9,061,000</u>	<u>7,903,000</u>	<u>16,964,000</u>
Regional Office - V	9,061,000	7,903,000	16,964,000
Region VI - Western Visayas	<u>15,131,000</u>	<u>14,003,000</u>	<u>29,134,000</u>
Regional Office - VI	15,131,000	14,003,000	29,134,000
Region VII - Central Visayas	<u>9,736,000</u>	<u>10,346,000</u>	<u>20,082,000</u>
Regional Office - VII	9,736,000	10,346,000	20,082,000
Region VIII - Eastern Visayas	<u>14,278,000</u>	<u>5,693,000</u>	<u>19,971,000</u>
Regional Office - VIII	14,278,000	5,693,000	19,971,000
Region IX - Zamboanga Peninsula	<u>8,525,000</u>	<u>2,301,000</u>	<u>10,826,000</u>
Regional Office - IX	8,525,000	2,301,000	10,826,000
Region X - Northern Mindanao	<u>10,089,000</u>	<u>5,372,000</u>	<u>15,461,000</u>
Regional Office - X	10,089,000	5,372,000	15,461,000
Region XI - Davao	<u>8,509,000</u>	<u>4,142,000</u>	<u>12,651,000</u>
Regional Office - XI	8,509,000	4,142,000	12,651,000
Region XII - SOCCSKSARGEN	<u>6,091,000</u>	<u>5,388,000</u>	<u>11,479,000</u>
Regional Office - XII	6,091,000	5,388,000	11,479,000
Region XIII - Caraga	<u>10,039,000</u>	<u>8,172,000</u>	<u>18,211,000</u>
Regional Office - XIII	10,039,000	8,172,000	18,211,000
Project(s)			
Locally-Funded Project(s)	<u>80,478,000</u>	<u>205,812,000</u>	<u>286,290,000</u>
Integrated Marine Environment Monitoring System (IMEMS) Phase 2	<u>40,478,000</u>	<u>205,812,000</u>	<u>246,290,000</u>
National Capital Region (NCR)	<u>40,478,000</u>	<u>205,812,000</u>	<u>246,290,000</u>
Central Office	40,478,000	205,812,000	246,290,000
Operationalization of Fisheries Management Areas (FMAs) Program	<u>10,000,000</u>		<u>10,000,000</u>
National Capital Region (NCR)	<u>10,000,000</u>		<u>10,000,000</u>
Central Office	10,000,000		10,000,000
Upgrading and Capacitating Municipal Fisherfolk in the West Philippine Sea	<u>30,000,000</u>		<u>30,000,000</u>

National Capital Region (NCR)		<u>30,000,000</u>	<u>30,000,000</u>
Central Office		30,000,000	30,000,000
FISHERIES EXTENSION PROGRAM	<u>42,132,000</u>	<u>518,538,000</u>	<u>560,670,000</u>
Extension Support, Education and Training Services (ESETS)	<u>42,132,000</u>	<u>518,538,000</u>	<u>560,670,000</u>
National Capital Region (NCR)	<u>3,088,000</u>	<u>82,082,000</u>	<u>85,170,000</u>
Central Office	3,088,000	82,082,000	85,170,000
Region I - Ilocos	<u>3,346,000</u>	<u>29,871,000</u>	<u>33,217,000</u>
Regional Office - I	3,346,000	29,871,000	33,217,000
Cordillera Administrative Region (CAR)	<u>1,389,000</u>	<u>23,875,000</u>	<u>25,264,000</u>
Regional Office - CAR	1,389,000	23,875,000	25,264,000
Region II - Cagayan Valley	<u>4,987,000</u>	<u>39,692,000</u>	<u>44,679,000</u>
Regional Office - II	4,987,000	39,692,000	44,679,000
Region III - Central Luzon	<u>3,330,000</u>	<u>23,941,000</u>	<u>27,271,000</u>
Regional Office - III	3,330,000	23,941,000	27,271,000
Region IVA - CALABARZON	<u>3,325,000</u>	<u>21,525,000</u>	<u>24,850,000</u>
Regional Office - IVA	3,325,000	21,525,000	24,850,000
Region IVB - MIMAROPA	<u>3,512,000</u>	<u>28,276,000</u>	<u>31,788,000</u>
Regional Office - IVB	3,512,000	28,276,000	31,788,000
Region V - Bicol	<u>1,362,000</u>	<u>33,633,000</u>	<u>34,995,000</u>
Regional Office - V	1,362,000	33,633,000	34,995,000
Region VI - Western Visayas	<u>1,959,000</u>	<u>30,369,000</u>	<u>32,328,000</u>
Regional Office - VI	1,959,000	30,369,000	32,328,000
Region VII - Central Visayas	<u>2,208,000</u>	<u>35,251,000</u>	<u>37,459,000</u>
Regional Office - VII	2,208,000	35,251,000	37,459,000
Region VIII - Eastern Visayas	<u>3,475,000</u>	<u>33,585,000</u>	<u>37,060,000</u>
Regional Office - VIII	3,475,000	33,585,000	37,060,000
Region IX - Zamboanga Peninsula		<u>28,971,000</u>	<u>28,971,000</u>
Regional Office - IX		28,971,000	28,971,000
Region X - Northern Mindanao	<u>547,000</u>	<u>21,953,000</u>	<u>22,500,000</u>
Regional Office - X	547,000	21,953,000	22,500,000

Region XI - Davao	<u>3,325,000</u>	<u>20,550,000</u>	<u>23,875,000</u>
Regional Office - XI	3,325,000	20,550,000	23,875,000
Region XII - SOCCSKSARGEN	<u>2,918,000</u>	<u>28,255,000</u>	<u>31,173,000</u>
Regional Office - XII	2,918,000	28,255,000	31,173,000
Region XIII - Caraga	<u>3,361,000</u>	<u>36,709,000</u>	<u>40,070,000</u>
Regional Office - XIII	3,361,000	36,709,000	40,070,000
FISHERIES POLICY PROGRAM		<u>24,257,000</u>	<u>24,257,000</u>
Formulation, monitoring and evaluation of policies, plans and programs		<u>24,257,000</u>	<u>24,257,000</u>
National Capital Region (NCR)		<u>21,088,000</u>	<u>21,088,000</u>
Central Office		21,088,000	21,088,000
Region I - Ilocos		<u>1,253,000</u>	<u>1,253,000</u>
Regional Office - I		1,253,000	1,253,000
Cordillera Administrative Region (CAR)		<u>376,000</u>	<u>376,000</u>
Regional Office - CAR		376,000	376,000
Region II - Cagayan Valley		<u>287,000</u>	<u>287,000</u>
Regional Office - II		287,000	287,000
Region III - Central Luzon		<u>28,000</u>	<u>28,000</u>
Regional Office - III		28,000	28,000
Region IVA - CALABARZON		<u>155,000</u>	<u>155,000</u>
Regional Office - IVA		155,000	155,000
Region IVB - MIMAROPA		<u>29,000</u>	<u>29,000</u>
Regional Office - IVB		29,000	29,000
Region V - Bicol		<u>409,000</u>	<u>409,000</u>
Regional Office - V		409,000	409,000
Region VI - Western Visayas		<u>13,000</u>	<u>13,000</u>
Regional Office - VI		13,000	13,000
Region VII - Central Visayas		<u>40,000</u>	<u>40,000</u>
Regional Office - VII		40,000	40,000

Region VIII - Eastern Visayas		<u>44,000</u>		<u>44,000</u>
Regional Office - VIII		44,000		44,000
Region IX - Zamboanga Peninsula		<u>40,000</u>		<u>40,000</u>
Regional Office - IX		40,000		40,000
Region X - Northern Mindanao		<u>30,000</u>		<u>30,000</u>
Regional Office - X		30,000		30,000
Region XI - Davao		<u>28,000</u>		<u>28,000</u>
Regional Office - XI		28,000		28,000
Region XII - SOCCSKSARGEN		<u>32,000</u>		<u>32,000</u>
Regional Office - XII		32,000		32,000
Region XIII - Caraga		<u>405,000</u>		<u>405,000</u>
Regional Office - XIII		<u>405,000</u>		<u>405,000</u>
Sub-total, Operations	<u>618,920,000</u>	<u>2,540,135,000</u>		<u>510,794,000</u>
<b>TOTAL NEW APPROPRIATIONS</b>	<b>P <u>829,768,000</u> P</b>	<b><u>3,151,672,000</u> P</b>	<b><u>44,000</u> P</b>	<b><u>585,794,000</u> P</b>
				<b><u>4,567,278,000</u></b>

New Appropriations, by Object of Expenditures  
(In Thousand Pesos)

Current Operating Expenditures

Personnel Services

Civilian Personnel

Permanent Positions

Basic Salary	<u>597,113</u>
--------------	----------------

Total Permanent Positions	<u>597,113</u>
---------------------------	----------------

Other Compensation Common to All

Personnel Economic Relief Allowance	36,888
Representation Allowance	4,200
Transportation Allowance	4,200
Clothing and Uniform Allowance	9,222
Mid-Year Bonus - Civilian	49,759
Year End Bonus	49,759
Cash Gift	7,685
Productivity Enhancement Incentive	7,685
Step Increment	<u>1,493</u>

Total Other Compensation Common to All	<u>170,891</u>
--	----------------

Other Compensation for Specific Groups



Magna Carta for Science & Technology Personnel	8,681
Anniversary Bonus - Civilian	4,647
Total Other Compensation for Specific Groups	13,328
Other Benefits	
PAG-IBIG Contributions	1,845
PhilHealth Contributions	10,061
Employees Compensation Insurance Premiums	1,845
Loyalty Award - Civilian	630
Terminal Leave	27,012
Total Other Benefits	41,393
Non-Permanent Positions	7,043
Total Personnel Services	829,768
Maintenance and Other Operating Expenses	
Travelling Expenses	161,689
Training and Scholarship Expenses	220,871
Supplies and Materials Expenses	1,095,874
Utility Expenses	65,771
Communication Expenses	113,131
Awards/Rewards and Prizes	72,874
Confidential, Intelligence and Extraordinary Expenses	
Extraordinary and Miscellaneous Expenses	1,875
Professional Services	493,084
General Services	107,296
Repairs and Maintenance	308,042
Taxes, Insurance Premiums and Other Fees	35,095
Labor and Wages	242,858
Other Maintenance and Operating Expenses	
Advertising Expenses	12,991
Printing and Publication Expenses	14,216
Representation Expenses	6,677
Transportation and Delivery Expenses	2,575
Rent/Lease Expenses	38,504
Membership Dues and Contributions to Organizations	330
Subscription Expenses	21,030
Other Maintenance and Operating Expenses	136,889
Total Maintenance and Other Operating Expenses	3,151,672
Financial Expenses	
Bank Charges	44
Total Financial Expenses	44
Total Current Operating Expenditures	3,981,484
Capital Outlays	
Property, Plant and Equipment Outlay	
Land Improvements Outlay	34,000
Infrastructure Outlay	21,700
Buildings and Other Structures	199,436

Machinery and Equipment Outlay	330,208
Transportation Equipment Outlay	450
Total Capital Outlays	585,794
<b>TOTAL NEW APPROPRIATIONS</b>	<b>4,567,278</b>

**D. FERTILIZER AND PESTICIDE AUTHORITY**

For general administration and support, and operations, in support of the modernization of the agriculture and fisheries sector in order to meet the challenges of globalization, as indicated hereunder . . . . . P 148,366,000

New Appropriations, by Program

	Current Operating Expenditures				
	Personnel Services	Maintenance and Other Operating Expenses	Financial Expenses	Capital Outlays	Total
<b>PROGRAMS</b>					
General Administration and Support	P 22,232,000	P 22,954,000		P 3,325,000	P 48,511,000
Operations	66,886,000	32,969,000			99,855,000
FERTILIZER AND PESTICIDE REGULATORY PROGRAM	66,886,000	32,969,000			99,855,000
<b>TOTAL NEW APPROPRIATIONS</b>	<b>p 89,118,000</b>	<b>P 55,923,000</b>		<b>P 3,325,000</b>	<b>P 148,366,000</b>

**Special Provision(s)**

1. **Reporting and Posting Requirements.** The submission of the quarterly reports on its financial and physical accomplishments shall be in accordance with Section 99 of the General Provisions of this Act.

2. **Appropriations for Activities or Projects.** The amounts appropriated herein shall be used specifically for the following activities or projects in the indicated amounts and conditions:

New Appropriations, by Programs/Activities/Projects

	Current Operating Expenditures				
	Personnel Services	Maintenance and Other Operating Expenses	Financial Expenses	Capital Outlays	Total
<b>PROGRAMS</b>					
General Administration and Support					
General Management and Supervision	P 19,437,000	P 22,954,000		P 3,325,000	P 45,716,000
Administration of Personnel Benefits	2,795,000				2,795,000
Sub-total, General Administration and Support	22,232,000	22,954,000		3,325,000	48,511,000
Operations					
Fertilizer and pesticide products and handlers regulated	66,886,000	32,969,000			99,855,000

<b>FERTILIZER AND PESTICIDE REGULATORY PROGRAM</b>	<u>66,886,000</u>	<u>32,969,000</u>	<u>99,855,000</u>
Quality Control and Inspection	50,118,000	19,640,000	69,758,000
Registration and Licensing	<u>16,768,000</u>	<u>13,329,000</u>	<u>30,097,000</u>
Sub-total, Operations	<u>66,886,000</u>	<u>32,969,000</u>	<u>99,855,000</u>
<b>TOTAL NEW APPROPRIATIONS</b>	<b>P <u>89,118,000</u> P</b>	<b><u>55,923,000</u></b>	<b>P <u>3,325,000</u> P <u>148,366,000</u></b>

New Appropriations, by Object of Expenditures  
(In Thousand Pesos)

Current Operating Expenditures

Personnel Services

Civilian Personnel

Permanent Positions

Basic Salary	<u>65,346</u>
--------------	---------------

Total Permanent Positions	<u>65,346</u>
---------------------------	---------------

Other Compensation Common to All

Personnel Economic Relief Allowance	3,240
Representation Allowance	288
Transportation Allowance	288
Clothing and Uniform Allowance	810
Mid-Year Bonus - Civilian	5,445
Year End Bonus	5,445
Cash Gift	675
Productivity Enhancement Incentive	675
Step Increment	<u>164</u>

Total Other Compensation Common to All	<u>17,030</u>
--	---------------

Other Compensation for Specific Groups

Magna Carta for Science & Technology Personnel	502
Hazard Pay	1,600
Anniversary Bonus - Civilian	<u>384</u>

Total Other Compensation for Specific Groups	<u>2,486</u>
--	--------------

Other Benefits

PAG-IBIG Contributions	162
PhilHealth Contributions	1,112
Employees Compensation Insurance Premiums	162
Loyalty Award - Civilian	25
Terminal Leave	<u>2,795</u>

Total Other Benefits	<u>4,256</u>
----------------------	--------------

Total Personnel Services	<u>89,118</u>
--------------------------	---------------

<b>Maintenance and Other Operating Expenses</b>	
Travelling Expenses	12,413
Training and Scholarship Expenses	1,770
Supplies and Materials Expenses	8,087
Utility Expenses	6,198
Communication Expenses	2,859
Confidential, Intelligence and Extraordinary Expenses	
Extraordinary and Miscellaneous Expenses	136
Professional Services	13,337
General Services	2,300
Repairs and Maintenance	1,735
Taxes, Insurance Premiums and Other Fees	1,593
Other Maintenance and Operating Expenses	
Printing and Publication Expenses	750
Representation Expenses	815
Transportation and Delivery Expenses	150
Rent/Lease Expenses	2,530
Subscription Expenses	1,250
<b>Total Maintenance and Other Operating Expenses</b>	<b>55,923</b>
<b>Total Current Operating Expenditures</b>	<b>145,041</b>
<b>Capital Outlays</b>	
Property, Plant and Equipment Outlay	
Machinery and Equipment Outlay	3,325
<b>Total Capital Outlays</b>	<b>3,325</b>
<b>TOTAL NEW APPROPRIATIONS</b>	<b>148,366</b>

#### E. NATIONAL FISHERIES RESEARCH AND DEVELOPMENT INSTITUTE

For general administration and support, support to operations, and operations, in support of the modernization of the agriculture and fisheries sector to meet the challenges of globalization, as indicated hereunder . . . . . P 345,213,000

#### New Appropriations, by Program

	Current Operating Expenditures				
	Personnel Services	Maintenance and Other Operating Expenses	Financial Expenses	Capital Outlays	Total
<b>PROGRAMS</b>					
General Administration and Support	P 4,502,000	P 40,444,000		P 6,850,000	P 51,796,000
Support to Operations	8,604,000	7,522,000		18,950,000	35,076,000
Operations	<u>52,268,000</u>	<u>206,073,000</u>			<u>258,341,000</u>
<b>FISHERIES RESEARCH AND DEVELOPMENT PROGRAM</b>	<u>52,268,000</u>	<u>206,073,000</u>			<u>258,341,000</u>
<b>TOTAL NEW APPROPRIATIONS</b>	<u>P 65,374,000</u>	<u>P 254,039,000</u>	<u>P 25,800,000</u>	<u>P 345,213,000</u>	

**Special Provision(s)**

1. **Reporting and Posting Requirements.** The submission of the quarterly reports on its financial and physical accomplishments shall be in accordance with Section 99 of the General Provisions of this Act.

2. **Appropriations for Activities or Projects.** The amounts appropriated herein shall be used specifically for the following activities or projects in the indicated amounts and conditions:

**New Appropriations, by Programs/Activities/Projects**

	Current Operating Expenditures				
	Personnel Services	Maintenance and Other Operating Expenses	Financial Expenses	Capital Outlays	Total
PROGRAMS					
General Administration and Support					
General Management and Supervision	P 4,502,000	P 40,444,000		P 6,850,000	P 51,796,000
Sub-total, General Administration and Support	4,502,000	40,444,000		6,850,000	51,796,000
Support to Operations					
Development of organizational policies, plans and procedures	4,488,000	1,279,000		18,950,000	24,717,000
Training and education services	4,116,000	6,243,000			10,359,000
Sub-total, Support to Operations	8,604,000	7,522,000		18,950,000	35,076,000
Operations					
Responsive, sustainable and globally competitive fisheries industry through research and development	52,268,000	206,073,000			258,341,000
FISHERIES RESEARCH AND DEVELOPMENT PROGRAM	52,268,000	206,073,000			258,341,000
Research and development	52,268,000	206,073,000			258,341,000
Sub-total, Operations	52,268,000	206,073,000			258,341,000
TOTAL NEW APPROPRIATIONS	P 65,374,000	P 254,039,000		P 25,800,000	P 345,213,000

**New Appropriations, by Object of Expenditures**  
(In Thousand Pesos)

**Current Operating Expenditures****Personnel Services****Civilian Personnel****Permanent Positions****Basic Salary****39,210****Total Permanent Positions****39,210**

**Other Compensation Common to All**

Personnel Economic Relief Allowance	1,776
Representation Allowance	300
Transportation Allowance	300
Clothing and Uniform Allowance	444
Mid-Year Bonus - Civilian	3,267
Year End Bonus	3,267
Cash Gift	370
Productivity Enhancement Incentive	370
Step Increment	99

<b>Total Other Compensation Common to All</b>	<b>10,193</b>
---	---------------

**Other Compensation for Specific Groups**

Magna Carta for Science & Technology Personnel	15,122
--	--------

<b>Total Other Compensation for Specific Groups</b>	<b>15,122</b>
---	---------------

**Other Benefits**

PAG-IBIG Contributions	89
PhilHealth Contributions	636
Employees Compensation Insurance Premiums	89
Loyalty Award - Civilian	35

<b>Total Other Benefits</b>	<b>849</b>
-----------------------------	------------

<b>Total Personnel Services</b>	<b>65,374</b>
---------------------------------	---------------

**Maintenance and Other Operating Expenses**

Travelling Expenses	31,632
Training and Scholarship Expenses	4,653
Supplies and Materials Expenses	35,698
Utility Expenses	6,443
Communication Expenses	4,000
Confidential, Intelligence and Extraordinary Expenses	
Extraordinary and Miscellaneous Expenses	90
Professional Services	88,548
General Services	5,670
Repairs and Maintenance	4,376
Taxes, Insurance Premiums and Other Fees	550
Labor and Wages	54,282
Other Maintenance and Operating Expenses	
Printing and Publication Expenses	1,220
Rent/Lease Expenses	14,128
Membership Dues and Contributions to Organizations	204
Subscription Expenses	28
Other Maintenance and Operating Expenses	2,517

<b>Total Maintenance and Other Operating Expenses</b>	<b>254,039</b>
---	----------------

<b>Total Current Operating Expenditures</b>	<b>319,413</b>
---	----------------

Capital Outlays	
Property, Plant and Equipment Outlay	
Machinery and Equipment Outlay	18,950
Transportation Equipment Outlay	6,850
Total Capital Outlays	25,800
<b>TOTAL NEW APPROPRIATIONS</b>	<b>345,213</b>

**F. NATIONAL MEAT INSPECTION SERVICE**

For general administration and support, and operations, in support of the modernization of the agriculture and fisheries sector in order to meet the challenges of globalization, as indicated hereunder . . . . . P 435,549,000

New Appropriations, by Program

	Current Operating Expenditures				Total
	Personnel Services	Maintenance and Other Operating Expenses	Financial Expenses	Capital Outlays	
<b>PROGRAMS</b>					
General Administration and Support	P 35,125,000	P 39,663,000		P	74,788,000
Operations	174,805,000	185,956,000			360,761,000
MEAT REGULATORY PROGRAM	174,805,000	132,767,000			307,572,000
LOCAL MEAT ESTABLISHMENT ASSISTANCE PROGRAM		53,189,000			53,189,000
<b>TOTAL NEW APPROPRIATIONS</b>	<b>P 209,930,000</b>	<b>P 225,619,000</b>		<b>P</b>	<b>435,549,000</b>

**Special Provision(s)**

1. **Reporting and Posting Requirements.** The submission of the quarterly reports on its financial and physical accomplishments shall be in accordance with Section 99 of the General Provisions of this Act.

2. **Appropriations for Activities or Projects.** The amounts appropriated herein shall be used specifically for the following activities or projects in the indicated amounts and conditions:

New Appropriations, by Programs/Activities/Projects

	Current Operating Expenditures				Total
	Personnel Services	Maintenance and Other Operating Expenses	Financial Expenses	Capital Outlays	
<b>PROGRAMS</b>					
General Administration and Support					
General Management and Supervision	P 22,255,000	P 39,663,000		P	61,918,000
Administration of Personnel Benefits	12,870,000				12,870,000

Sub-total, General Administration and Support	<u>35,125,000</u>	<u>39,663,000</u>	<u>74,788,000</u>
Operations			
Meat Safety and Quality Assured	<u>174,805,000</u>	<u>132,767,000</u>	<u>307,572,000</u>
MEAT REGULATORY PROGRAM	<u>174,805,000</u>	<u>132,767,000</u>	<u>307,572,000</u>
MEAT SAFETY AND QUALITY ASSURANCE SUB-PROGRAM	<u>89,413,000</u>	<u>64,566,000</u>	<u>153,979,000</u>
Meat inspection enforcement and deputation services	89,413,000	34,980,000	124,393,000
Meat inspection development services		29,586,000	29,586,000
LICENSING AND REGISTRATION SUB-PROGRAM	<u>85,392,000</u>	<u>68,201,000</u>	<u>153,593,000</u>
Meat establishment licensing services		30,887,000	30,887,000
Meat importers and exporters registration services	85,392,000	37,314,000	122,706,000
Meat Industry Sector Developed		<u>53,189,000</u>	<u>53,189,000</u>
LOCAL MEAT ESTABLISHMENT ASSISTANCE PROGRAM		<u>53,189,000</u>	<u>53,189,000</u>
Meat establishment and meat inspection assistance to LGUs services		<u>53,189,000</u>	<u>53,189,000</u>
Sub-total, Operations	<u>174,805,000</u>	<u>185,956,000</u>	<u>360,761,000</u>
TOTAL NEW APPROPRIATIONS	P <u><u>209,930,000</u></u>	P <u><u>225,619,000</u></u>	P <u><u>435,549,000</u></u>

New Appropriations, by Object of Expenditures  
(In Thousand Pesos)

Current Operating Expenditures

Personnel Services

Civilian Personnel

Permanent Positions

Basic Salary

149,136

Total Permanent Positions

149,136

Other Compensation Common to All

Personnel Economic Relief Allowance

7,368

Representation Allowance

1,812

Transportation Allowance

1,812

Clothing and Uniform Allowance

1,842

Mid-Year Bonus - Civilian

12,428

Year End Bonus

12,428

Cash Gift

1,535



Productivity Enhancement Incentive	1,535
Step Increment	372
Total Other Compensation Common to All	41,132
Other Compensation for Specific Groups	
Magna Carta for Public Health Workers	2,469
Anniversary Bonus - Civilian	915
Total Other Compensation for Specific Groups	3,384
Other Benefits	
PAG-IBIG Contributions	369
PhilHealth Contributions	2,435
Employees Compensation Insurance Premiums	369
Loyalty Award - Civilian	235
Terminal Leave	12,870
Total Other Benefits	16,278
Total Personnel Services	209,930
Maintenance and Other Operating Expenses	
Travelling Expenses	34,767
Training and Scholarship Expenses	22,268
Supplies and Materials Expenses	47,115
Utility Expenses	13,164
Communication Expenses	6,224
Confidential, Intelligence and Extraordinary Expenses	
Extraordinary and Miscellaneous Expenses	118
Professional Services	15,674
General Services	23,162
Repairs and Maintenance	9,559
Financial Assistance/Subsidy	32,000
Taxes, Insurance Premiums and Other Fees	2,831
Other Maintenance and Operating Expenses	
Advertising Expenses	306
Printing and Publication Expenses	2,431
Representation Expenses	5,980
Rent/Lease Expenses	535
Subscription Expenses	31
Other Maintenance and Operating Expenses	9,454
Total Maintenance and Other Operating Expenses	225,619
Total Current Operating Expenditures	435,549
TOTAL NEW APPROPRIATIONS	435,549

**C. PHILIPPINE CARABAO CENTER**

For general administration and support, and operations, including locally-funded project(s) in support of the modernization of the agriculture and fisheries sector in order to meet the challenges of globalization, as indicated hereunder . . . . . P 736,433,000

New Appropriations, by Program

		Current Operating Expenditures				
		Personnel Services	Maintenance and Other Operating Expenses	Financial Expenses	Capital Outlays	Total
<b>PROGRAMS</b>						
General Administration and Support	P	30,760,000 P	25,213,000 P	50,000 P	P	56,023,000
Operations		<u>96,681,000</u>	<u>353,727,000</u>		<u>230,002,000</u>	<u>680,410,000</u>
NATIONAL CARABAO DEVELOPMENT PROGRAM		<u>96,681,000</u>	<u>353,727,000</u>		<u>230,002,000</u>	<u>680,410,000</u>
TOTAL NEW APPROPRIATIONS	P	<u><u>127,441,000 P</u></u>	<u><u>378,940,000 P</u></u>	<u><u>50,000 P</u></u>	<u><u>230,002,000 P</u></u>	<u><u>736,433,000</u></u>

**Special Provision(s)**

1. **Reporting and Posting Requirements.** The submission of the quarterly reports on its financial and physical accomplishments shall be in accordance with Section 99 of the General Provisions of this Act.

2. **Appropriations for Activities or Projects.** The amounts appropriated herein shall be used specifically for the following activities or projects in the indicated amounts and conditions:

New Appropriations, by Programs/Activities/Projects

		Current Operating Expenditures				
		Personnel Services	Maintenance and Other Operating Expenses	Financial Expenses	Capital Outlays	Total
<b>PROGRAMS</b>						
General Administration and Support						
General Management and Supervision	P	25,451,000 P	25,213,000 P	50,000 P	P	50,714,000
Administration of Personnel Benefits		<u>5,309,000</u>				<u>5,309,000</u>
Sub-total, General Administration and Support		<u>30,760,000</u>	<u>25,213,000</u>	<u>50,000</u>		<u>56,023,000</u>
Operations						
Carabao-based enterprises enhanced		<u>96,681,000</u>	<u>353,727,000</u>		<u>230,002,000</u>	<u>680,410,000</u>
NATIONAL CARABAO DEVELOPMENT PROGRAM		<u>96,681,000</u>	<u>353,727,000</u>		<u>230,002,000</u>	<u>680,410,000</u>
Formulation, Monitoring and Evaluation of Plans, Programs and Projects		5,196,000	14,773,000		5,682,000	25,651,000
Intensification of the National Upgrading Program		53,030,000	198,807,000			251,837,000
CARABAO-BASED ENTERPRISE DEVELOPMENT SUB-PROGRAM			<u>46,135,000</u>		<u>224,320,000</u>	<u>270,455,000</u>
Carabao-Based Enterprise Development			20,455,000			20,455,000
Locally-funded Project/s			<u>25,680,000</u>		<u>224,320,000</u>	<u>250,000,000</u>

Strengthening the ALAB-Karabawan Project through Herd Build-Up	<u>25,680,000</u>	<u>224,320,000</u>	<u>250,000,000</u>
Region I - Ilocos	<u>1,070,000</u>	<u>8,930,000</u>	<u>10,000,000</u>
Province of Ilocos Norte	1,070,000	8,930,000	10,000,000
Cordillera Administrative Region (CAR)	<u>1,070,000</u>	<u>8,930,000</u>	<u>10,000,000</u>
Province of Apayao	1,070,000	8,930,000	10,000,000
Region II - Cagayan Valley	<u>3,210,000</u>	<u>26,790,000</u>	<u>30,000,000</u>
Province of Cagayan	2,140,000	17,860,000	20,000,000
Province of Isabela	1,070,000	8,930,000	10,000,000
Region III - Central Luzon	<u>2,140,000</u>	<u>23,360,000</u>	<u>25,500,000</u>
Province of Pampanga	1,070,000	8,930,000	10,000,000
Province of Zambales	1,070,000	8,930,000	10,000,000
Science City of Muñoz		5,500,000	5,500,000
Region IV-A - CALABARZON	<u>1,070,000</u>	<u>8,930,000</u>	<u>10,000,000</u>
Province of Batangas	1,070,000	8,930,000	10,000,000
Region IV-B - MIMAROPA	<u>2,140,000</u>	<u>17,860,000</u>	<u>20,000,000</u>
Province of Marinduque	1,070,000	8,930,000	10,000,000
Province of Mindoro Oriental	1,070,000	8,930,000	10,000,000
Region VI - Western Visayas	<u>3,210,000</u>	<u>26,790,000</u>	<u>30,000,000</u>
Province of Aklan	1,070,000	8,930,000	10,000,000
Province of Capiz	1,070,000	8,930,000	10,000,000
Province of Negros Occidental	1,070,000	8,930,000	10,000,000
Region VII - Central Visayas	<u>2,140,000</u>	<u>22,360,000</u>	<u>24,500,000</u>
Province of Cebu	1,070,000	13,430,000	14,500,000
Province of Negros Oriental	1,070,000	8,930,000	10,000,000
Region VIII - Eastern Visayas	<u>2,140,000</u>	<u>17,860,000</u>	<u>20,000,000</u>
Province of Biliran	1,070,000	8,930,000	10,000,000
Province of Southern Leyte	1,070,000	8,930,000	10,000,000
Region X - Northern Mindanao	<u>1,070,000</u>	<u>8,930,000</u>	<u>10,000,000</u>
Province of Misamis Oriental	1,070,000	8,930,000	10,000,000

Region XI - Davao		<u>2,140,000</u>		<u>17,860,000</u>	<u>20,000,000</u>
Province of Davao Oriental		1,070,000		8,930,000	10,000,000
Province of Davao Occidental		1,070,000		8,930,000	10,000,000
Region XIII - CARAGA		<u>4,280,000</u>		<u>35,720,000</u>	<u>40,000,000</u>
Province of Agusan del Norte		1,070,000		8,930,000	10,000,000
Province of Agusan del Sur		1,070,000		8,930,000	10,000,000
Province of Surigao del Norte		1,070,000		8,930,000	10,000,000
Province of Surigao del Sur		1,070,000		8,930,000	10,000,000
Knowledge Management and Support Services	5,109,000	6,499,000			11,608,000
Research for Development	32,662,000	55,600,000			88,262,000
Animal Genetic Resource Conservation and Utilization	<u>684,000</u>	<u>31,913,000</u>			<u>32,597,000</u>
Sub-total, Operations	<u>96,681,000</u>	<u>353,727,000</u>		<u>230,002,000</u>	<u>680,410,000</u>
<b>TOTAL NEW APPROPRIATIONS</b>	<b>P <u>127,441,000</u> P</b>	<b><u>378,940,000</u> P</b>	<b><u>50,000</u> P</b>	<b><u>230,002,000</u> P</b>	<b><u>736,433,000</u></b>

New Appropriations, by Object of Expenditures  
(In Thousand Pesos)

Current Operating Expenditures

Personnel Services

Civilian Personnel

Permanent Positions

Basic Salary	<u>86,484</u>
--------------	---------------

Total Permanent Positions	<u>86,484</u>
---------------------------	---------------

Other Compensation Common to All

Personnel Economic Relief Allowance	4,296
Representation Allowance	1,074
Transportation Allowance	1,074
Clothing and Uniform Allowance	1,074
Mid-Year Bonus - Civilian	7,207
Year End Bonus	7,207
Cash Gift	895
Productivity Enhancement Incentive	895
Step Increment	<u>215</u>

Total Other Compensation Common to All	<u>23,937</u>
--	---------------

Other Compensation for Specific Groups

Magna Carta for Science & Technology Personnel	<u>9,787</u>
--	--------------

Total Other Compensation for Specific Groups	9,787
Other Benefits	
PAG-IBIG Contributions	214
PhilHealth Contributions	1,426
Employees Compensation Insurance Premiums	214
Loyalty Award - Civilian	70
Terminal Leave	5,309
Total Other Benefits	7,233
Total Personnel Services	127,441
Maintenance and Other Operating Expenses	
Travelling Expenses	16,400
Training and Scholarship Expenses	19,250
Supplies and Materials Expenses	126,874
Utility Expenses	25,550
Communication Expenses	10,619
Awards/Rewards and Prizes	5,100
Confidential, Intelligence and Extraordinary Expenses	
Extraordinary and Miscellaneous Expenses	118
Professional Services	59,900
General Services	12,900
Repairs and Maintenance	30,850
Taxes, Insurance Premiums and Other Fees	7,400
Labor and Wages	47,553
Other Maintenance and Operating Expenses	
Advertising Expenses	1,100
Printing and Publication Expenses	4,199
Representation Expenses	3,400
Transportation and Delivery Expenses	1,100
Rent/Lease Expenses	1,800
Membership Dues and Contributions to Organizations	500
Subscription Expenses	1,600
Bank Transaction Fee	50
Other Maintenance and Operating Expenses	2,677
Total Maintenance and Other Operating Expenses	378,940
Financial Expenses	
Bank Charges	25
Other Financial Charges	25
Total Financial Expenses	50
Total Current Operating Expenditures	506,431
Capital Outlays	
Property, Plant and Equipment Outlay	
Machinery and Equipment Outlay	36,402
Transportation Equipment Outlay	3,600
Buildings and Other Structures	75,000
Biological Assets	115,000

Total Capital Outlays	230,002
<b>TOTAL NEW APPROPRIATIONS</b>	<b>736,433</b>

#### H. PHILIPPINE CENTER FOR POST-HARVEST DEVELOPMENT AND MECHANIZATION

For general administration and support, and operations, in support of the modernization of the agriculture and fisheries sector in order to meet the challenges of globalization, as indicated hereunder . . . . . P 385,888,000

##### New Appropriations, by Program

	Current Operating Expenditures				
	Personnel Services	Maintenance and Other Operating Expenses	Financial Expenses	Capital Outlays	Total
<b>PROGRAMS</b>					
General Administration and Support	P 25,537,000	P 36,326,000	P 20,000	P	61,883,000
Operations	<u>104,282,000</u>	<u>182,258,000</u>		<u>37,465,000</u>	<u>324,005,000</u>
AGRICULTURAL MECHANIZATION AND POSTHARVEST RESEARCH, DEVELOPMENT AND EXTENSION PROGRAM	<u>104,282,000</u>	<u>182,258,000</u>		<u>37,465,000</u>	<u>324,005,000</u>
<b>TOTAL NEW APPROPRIATIONS</b>	P <u>129,819,000</u>	P <u>218,584,000</u>	P <u>20,000</u>	P <u>37,465,000</u>	P <u>385,888,000</u>

##### **Special Provision(s)**

1. **Reporting and Posting Requirements.** The submission of the quarterly reports on its financial and physical accomplishments shall be in accordance with Section 99 of the General Provisions of this Act.

2. **Appropriations for Activities or Projects.** The amounts appropriated herein shall be used specifically for the following activities or projects in the indicated amounts and conditions:

##### New Appropriations, by Programs/Activities/Projects

	Current Operating Expenditures				
	Personnel Services	Maintenance and Other Operating Expenses	Financial Expenses	Capital Outlays	Total
<b>PROGRAMS</b>					
General Administration and Support					
General Management and Supervision	P <u>25,537,000</u>	P <u>36,326,000</u>	P <u>20,000</u>	P	<u>61,883,000</u>
Sub-total, General Administration and Support	<u>25,537,000</u>	<u>36,326,000</u>	<u>20,000</u>		<u>61,883,000</u>
Operations					
Increase resource-use efficiency and productivity, reduce losses and add value to the produce through research, development, and extensions	<u>104,282,000</u>	<u>182,258,000</u>		<u>37,465,000</u>	<u>324,005,000</u>

<b>AGRICULTURAL MECHANIZATION AND POSTHARVEST RESEARCH, DEVELOPMENT AND EXTENSION PROGRAM</b>	<b>104,282,000</b>	<b>182,258,000</b>	<b>37,465,000</b>	<b>324,005,000</b>
Formulation, monitoring and evaluation of policies, plans and programs	8,772,000	8,430,000	23,665,000	40,867,000
Extension Support, Education and Training Services	50,278,000	125,122,000	13,800,000	189,200,000
Research and Development	45,232,000	48,706,000		93,938,000
Sub-total, Operations	104,282,000	182,258,000	37,465,000	324,005,000
<b>TOTAL NEW APPROPRIATIONS</b>	<b>P 129,819,000 P</b>	<b>218,584,000 P</b>	<b>20,000 P</b>	<b>37,465,000 P</b>
				<b>385,888,000</b>

New Appropriations, by Object of Expenditures  
(In Thousand Pesos)

Current Operating Expenditures

Personnel Services

Civilian Personnel

Permanent Positions

Basic Salary	62,408
--------------	--------

Total Permanent Positions	62,408
---------------------------	--------

Other Compensation Common to All

Personnel Economic Relief Allowance	2,784
Representation Allowance	906
Transportation Allowance	798
Clothing and Uniform Allowance	696
Mid-Year Bonus - Civilian	5,200
Year End Bonus	5,200
Cash Gift	580
Productivity Enhancement Incentive	580
Step Increment	156

Total Other Compensation Common to All	16,900
--	--------

Other Compensation for Specific Groups

Magna Carta for Science & Technology Personnel	15,398
Other Personnel Benefits	264

Total Other Compensation for Specific Groups	15,662
--	--------

Other Benefits

PAG-IBIG Contributions	139
PhilHealth Contributions	983
Employees Compensation Insurance Premiums	139
Loyalty Award - Civilian	65

Total Other Benefits	1,326
Non-Permanent Positions	33,523
Total Personnel Services	129,819
Maintenance and Other Operating Expenses	
Travelling Expenses	31,388
Training and Scholarship Expenses	12,900
Supplies and Materials Expenses	25,520
Utility Expenses	7,400
Communication Expenses	5,681
Awards/Rewards and Prizes	700
Confidential, Intelligence and Extraordinary Expenses	
Extraordinary and Miscellaneous Expenses	136
Professional Services	84,904
General Services	9,400
Repairs and Maintenance	8,199
Taxes, Insurance Premiums and Other Fees	4,500
Labor and Wages	7,300
Other Maintenance and Operating Expenses	
Advertising Expenses	1,050
Printing and Publication Expenses	3,750
Representation Expenses	2,820
Transportation and Delivery Expenses	610
Rent/Lease Expenses	3,020
Membership Dues and Contributions to Organizations	120
Subscription Expenses	9,186
Total Maintenance and Other Operating Expenses	218,584
Financial Expenses	
Bank Charges	20
Total Financial Expenses	20
Total Current Operating Expenditures	348,423
Capital Outlays	
Property, Plant and Equipment Outlay	
Infrastructure Outlay	1,000
Machinery and Equipment Outlay	22,665
Transportation Equipment Outlay	13,800
Total Capital Outlays	37,465
<b>TOTAL NEW APPROPRIATIONS</b>	<b>385,888</b>

#### I. PHILIPPINE COUNCIL FOR AGRICULTURE AND FISHERIES

For general administration and support, and operations, in support of the modernization of the agriculture and fisheries sector in order to meet the challenges of globalization, as indicated hereunder. . . . . P 203,110,000



New Appropriations, by Program

		Current Operating Expenditures				
		Personnel Services	Maintenance and Other Operating Expenses	Financial Expenses	Capital Outlays	Total
<b>PROGRAMS</b>						
General Administration and Support	P	17,581,000 P	16,730,000 P	15,000 P	4,800,000 P	39,126,000
Operations		39,819,000	124,165,000			163,984,000
AGRICULTURE AND FISHERY STAKEHOLDERS ENGAGEMENT PROGRAM		39,819,000	124,165,000			163,984,000
TOTAL NEW APPROPRIATIONS	P	57,400,000 P	140,895,000 P	15,000 P	4,800,000 P	203,110,000

**Special Provision(s)**

1. **Reporting and Posting Requirements.** The submission of the quarterly reports on its financial and physical accomplishments shall be in accordance with Section 99 of the General Provisions of this Act.

2. **Appropriations for Activities or Projects.** The amounts appropriated herein shall be used specifically for the following activities or projects in the indicated amounts and conditions:

New Appropriations, by Programs/Activities/Projects

		Current Operating Expenditures				
		Personnel Services	Maintenance and Other Operating Expenses	Financial Expenses	Capital Outlays	Total
<b>PROGRAMS</b>						
General Administration and Support						
General Management and Supervision	P	15,668,000 P	16,730,000 P	15,000 P	4,800,000 P	37,213,000
Administration of Personnel Benefits		1,913,000				1,913,000
Sub-total, General Administration and Support		17,581,000	16,730,000	15,000	4,800,000	39,126,000
Operations						
Enhanced Agriculture and Fishery Stakeholders Participation in Policy Development		39,819,000	124,165,000			163,984,000
AGRICULTURE AND FISHERY STAKEHOLDERS ENGAGEMENT PROGRAM		39,819,000	124,165,000			163,984,000
Development and Coordination of Agriculture and Fishery Policies		12,511,000	46,973,000			59,484,000
Planning, Monitoring and Knowledge Management		15,764,000	37,656,000			53,420,000
Partnership Development		11,544,000	39,536,000			51,080,000

Sub-total, Operations	<u>39,819,000</u>	<u>124,165,000</u>	<u>                    </u>	<u>                    </u>	<u>163,984,000</u>
<b>TOTAL NEW APPROPRIATIONS</b>	<b>P <u>57,400,000</u></b>	<b>P <u>140,895,000</u></b>	<b>P <u>15,000</u></b>	<b>P <u>4,800,000</u></b>	<b>P <u>203,110,000</u></b>

New Appropriations, by Object of Expenditures  
(In Thousand Pesos)

Current Operating Expenditures

Personnel Services

Civilian Personnel

Permanent Positions

Basic Salary	<u>43,049</u>
--------------	---------------

Total Permanent Positions	<u>43,049</u>
---------------------------	---------------

Other Compensation Common to All

Personnel Economic Relief Allowance	2,280
Representation Allowance	162
Transportation Allowance	162
Clothing and Uniform Allowance	570
Mid-Year Bonus - Civilian	3,587
Year End Bonus	3,587
Cash Gift	475
Productivity Enhancement Incentive	475
Step Increment	<u>109</u>

Total Other Compensation Common to All	<u>11,407</u>
--	---------------

Other Benefits

PAG-IBIG Contributions	114
PhilHealth Contributions	728
Employees Compensation Insurance Premiums	114
Loyalty Award - Civilian	75
Terminal Leave	<u>1,913</u>

Total Other Benefits	<u>2,944</u>
----------------------	--------------

Total Personnel Services	<u>57,400</u>
--------------------------	---------------

Maintenance and Other Operating Expenses

Travelling Expenses	6,377
Training and Scholarship Expenses	10,071
Supplies and Materials Expenses	12,302
Utility Expenses	3,700
Communication Expenses	9,796
Awards/Rewards and Prizes	3,121
Confidential, Intelligence and Extraordinary Expenses	
Extraordinary and Miscellaneous Expenses	136
Professional Services	37,177
General Services	7,100
Repairs and Maintenance	3,283
Taxes, Insurance Premiums and Other Fees	896
Other Maintenance and Operating Expenses	
Advertising Expenses	298

Printing and Publication Expenses	3,410
Representation Expenses	3,584
Rent/Lease Expenses	2,792
Subscription Expenses	195
Donations	29,653
Other Maintenance and Operating Expenses	7,004
<b>Total Maintenance and Other Operating Expenses</b>	<b>140,895</b>
<b>Financial Expenses</b>	
Bank Charges	15
<b>Total Financial Expenses</b>	<b>15</b>
<b>Total Current Operating Expenditures</b>	<b>198,310</b>
<b>Capital Outlays</b>	
Property, Plant and Equipment Outlay	
Machinery and Equipment Outlay	4,800
<b>Total Capital Outlays</b>	<b>4,800</b>
<b>TOTAL NEW APPROPRIATIONS</b>	<b>203,110</b>

#### J. PHILIPPINE FIBER INDUSTRY DEVELOPMENT AUTHORITY

For general administration and support, support to operations and operations, in support of the modernization of the agriculture and fisheries sector in order to meet the challenges of globalization, as indicated hereunder . . . . . P 353,380,000

#### New Appropriations, by Program

	Current Operating Expenditures				
	Personnel Services	Maintenance and Other Operating Expenses	Financial Expenses	Capital Outlays	Total
<b>PROGRAMS</b>					
General Administration and Support	P 48,692,000	P 29,551,000	P 50,000	P	78,293,000
Support to Operations	9,734,000	4,519,000			14,253,000
Operations	<u>123,627,000</u>	<u>94,207,000</u>		<u>43,000,000</u>	<u>260,834,000</u>
FIBER DEVELOPMENT PROGRAM	79,391,000	84,591,000		43,000,000	206,982,000
FIBER INDUSTRY REGULATORY PROGRAM	<u>44,236,000</u>	<u>9,616,000</u>			<u>53,852,000</u>
<b>TOTAL NEW APPROPRIATIONS</b>	<b>P <u>182,053,000</u></b>	<b>P <u>128,277,000</u></b>	<b>P <u>50,000</u></b>	<b>P <u>43,000,000</u></b>	<b>P <u>353,380,000</u></b>

#### Special Provision(s)

1. **Reporting and Posting Requirements.** The submission of the quarterly reports on its financial and physical accomplishments shall be in accordance with Section 99 of the General Provisions of this Act.

2. **Appropriations for Activities or Projects.** The amounts appropriated herein shall be used specifically for the following activities or projects in the indicated amounts and conditions:

**New Appropriations, by Programs/Activities/Projects**

	Current Operating Expenditures				
	Personnel Services	Maintenance and Other Operating Expenses	Financial Expenses	Capital Outlays	Total
<b>PROGRAMS</b>					
General Administration and Support					
General Management and Supervision	P 48,692,000	P 29,551,000	P 50,000		P 78,293,000
Sub-total, General Administration and Support	48,692,000	29,551,000	50,000		78,293,000
Support to Operations					
Formulation and Monitoring of Policies, Plans and Programs	9,734,000	4,519,000			14,253,000
Sub-total, Support to Operations	9,734,000	4,519,000			14,253,000
Operations					
Productivity in the fiber industry increased	123,627,000	94,207,000		43,000,000	260,834,000
FIBER DEVELOPMENT PROGRAM	79,391,000	84,591,000		43,000,000	206,982,000
Production Support Services		55,930,000		33,000,000	88,930,000
Extension Support, Education and Training Services	47,673,000	12,891,000			60,564,000
Research and Development	31,718,000	15,770,000		10,000,000	57,488,000
FIBER INDUSTRY REGULATORY PROGRAM	44,236,000	9,616,000			53,852,000
Quality Control and Inspection	33,528,000	7,603,000			41,131,000
Registration and Licensing	10,708,000	2,013,000			12,721,000
Sub-total, Operations	123,627,000	94,207,000		43,000,000	260,834,000
TOTAL NEW APPROPRIATIONS	P 182,053,000	P 128,277,000	P 50,000	P 43,000,000	P 353,380,000

**New Appropriations, by Object of Expenditures**  
(In Thousand Pesos)**Current Operating Expenditures****Personnel Services****Civilian Personnel****Permanent Positions****Basic Salary**139,763

Total Permanent Positions	139,763
Other Compensation Common to All	
Personnel Economic Relief Allowance	8,064
Representation Allowance	942
Transportation Allowance	942
Clothing and Uniform Allowance	2,016
Mid-Year Bonus - Civilian	11,647
Year End Bonus	11,647
Cash Gift	1,680
Productivity Enhancement Incentive	1,680
Step Increment	350
Total Other Compensation Common to All	38,968
Other Benefits	
PAG-IBIG Contributions	403
PhilHealth Contributions	2,336
Employees Compensation Insurance Premiums	403
Loyalty Award - Civilian	180
Total Other Benefits	3,322
Total Personnel Services	182,053
Maintenance and Other Operating Expenses	
Travelling Expenses	20,528
Training and Scholarship Expenses	11,121
Supplies and Materials Expenses	27,701
Utility Expenses	6,621
Communication Expenses	4,127
Confidential, Intelligence and Extraordinary Expenses	
Extraordinary and Miscellaneous Expenses	1,202
Professional Services	15,056
General Services	8,568
Repairs and Maintenance	3,105
Taxes, Insurance Premiums and Other Fees	2,737
Labor and Wages	9,574
Other Maintenance and Operating Expenses	
Advertising Expenses	230
Printing and Publication Expenses	1,890
Representation Expenses	6,774
Transportation and Delivery Expenses	1,614
Rent/Lease Expenses	6,295
Membership Dues and Contributions to Organizations	159
Subscription Expenses	36
Other Maintenance and Operating Expenses	939
Total Maintenance and Other Operating Expenses	128,277
Financial Expenses	
Bank Charges	50
Total Financial Expenses	50
Total Current Operating Expenditures	310,380

Capital Outlays

Property, Plant and Equipment Outlay	
Land Improvement Outlay	200
Buildings and Other Structures	7,200
Machinery and Equipment Outlay	23,000
Transportation Equipment Outlay	2,600
Other Property Plant and Equipment Outlay	10,000

Total Capital Outlays	43,000
-----------------------	--------

TOTAL NEW APPROPRIATIONS	353,380
--------------------------	---------

**GENERAL SUMMARY**  
**DEPARTMENT OF AGRICULTURE**

Current Operating Expenditures					
	Personnel Services	Maintenance and Other Operating Expenses	Financial Expenses	Capital Outlays	Total
A. Office of the Secretary	P 3,910,954,000 P	32,458,718,000 P	P	22,429,790,000 P	58,799,462,000
B. Agricultural Credit Policy Council	41,130,000	39,350,000	11,000	2,519,652,000	2,600,143,000
C. Bureau of Fisheries and Aquatic Resources	829,768,000	3,151,672,000	44,000	585,794,000	4,567,278,000
D. Fertilizer and Pesticide Authority	89,118,000	55,923,000		3,325,000	148,366,000
E. National Fisheries Research and Development Institute	65,374,000	254,039,000		25,800,000	345,213,000
F. National Meat Inspection Service	209,930,000	225,619,000			435,549,000
G. Philippine Carabao Center	127,441,000	378,940,000	50,000	230,002,000	736,433,000
H. Philippine Center for Post-Harvest Development and Mechanization	129,819,000	218,584,000	20,000	37,465,000	385,888,000
I. Philippine Council for Agriculture and Fisheries	57,400,000	140,895,000	15,000	4,800,000	203,110,000
J. Philippine Fiber Industry Development Authority	182,053,000	128,277,000	50,000	43,000,000	353,380,000
Total New Appropriations, Department of Agriculture	P <u>5,642,987,000</u> P	<u>37,052,017,000</u> P	<u>190,000</u> P	<u>25,879,628,000</u> P	<u>68,574,822,000</u>